

# *City of Naples*



*Raymond J. Donnelly*

**ANNUAL BUDGET  
FISCAL YEAR 1997-98**



# CITY OF NAPLES

## ANNUAL BUDGET

FISCAL YEAR 1997-98

Prepared by

The Finance Department

&

The City Manager's Department

*COVER ART BY RAYMOND J. DONNELLY: "Beauty on the Gulf-The Snowy Egret". Raymond has been a visitor to Naples, FL for over eight years and he took up permanent residence here three years ago. Born in The Bronx, NY, he is a graduate of Yona College in New Rochelle, NY. His love of Photography has taken him all over the United States as his specialties are Wildlife, Landscapes & Portraits. Raymond has exhibited his work in Cambier Park while a member of the Naples Artcrafters and has also displayed his work with local corporations and private businesses. For more information about his work, he may be contacted at (941) 353-7605.*

*The Snowy Egret is a very common site along the shores of Naples' beaches. One of this birds most striking features, besides its breathtaking white plumage especially during the breeding season, is its beautiful pair of yellow feet which are commonly referred to as Golden Slippers. The Snowy Egret's solid black beak is ideal for identification if the feet are under water as in this photograph that was taken along the Naples' shoreline not too far from the historic Naples Pier.*

# CITY OF NAPLES, FLORIDA

## PRINCIPAL OFFICIALS

### MAYOR

BILL BARNETT

### VICE-MAYOR

MARJORIE PROLMAN

### CITY COUNCIL

BONNIE MACKENZIE  
JOHN NOCERA  
FRED L. SULLIVAN  
FRED TARRANT  
PETER H. VAN ARSDALE

### CITY ATTORNEY

KENNETH B. CUYLER

### CITY CLERK

TARA NORMAN

### CITY MANAGER

DR. RICHARD L. WOODRUFF

### ASSISTANT CITY MANAGER/FINANCE DIRECTOR

WILLIAM P. HARRISON

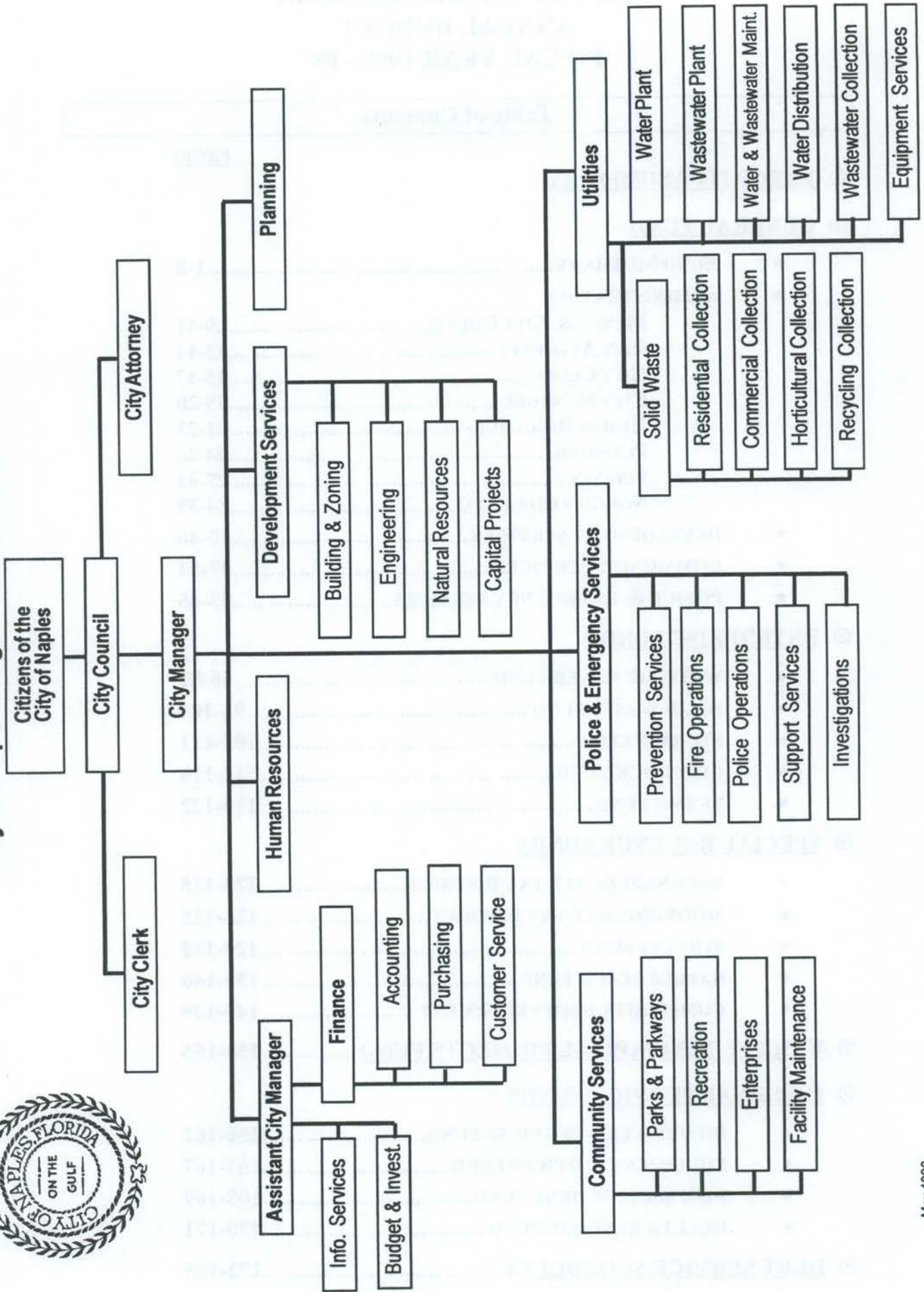
### DEPARTMENT OFFICIALS

COMMUNITY SERVICES DIRECTOR  
DEVELOPMENT SERVICES DIRECTOR  
HUMAN RESOURCES DIRECTOR  
PLANNING DIRECTOR  
POLICE & EMERGENCY SERVICES DIRECTOR  
UTILITIES DIRECTOR

DON WIRTH  
RICHARD GATTI  
SUSAN WIESING  
MISSY MCKIM  
KEVIN J. RAMBOSK  
DAN MERCER



# City of Naples Organizational Chart





**CITY OF NAPLES, FLORIDIA**  
**ANNUAL BUDGET**  
**FISCAL YEAR 1997 - 98**

<b>Table of Contents</b>
--------------------------

PAGES

⊙ EXECUTIVE SUMMARY

⊙ GENERAL FUND

- FUND SUMMARY .....1-8
- ADMINISTRATION
  - MAYOR & CITY COUNCIL .....9-11
  - CITY ATTORNEY .....12-14
  - CITY CLERK .....15-17
  - CITY MANAGER .....18-20
  - HUMAN RESOURCES .....21-23
  - PLANNING .....24-26
  - FINANCE .....27-33
  - NON-DEPARTMENTAL .....34-39
- DEVELOPMENT SERVICES .....40-46
- COMMUNITY SERVICES .....47-54
- POLICE & EMERGENCY SERVICES .....55-65

⊙ ENTERPRISE FUNDS

- WATER & SEWER FUND .....66-81
- SOLID WASTE FUND .....92-104
- STORMWATER .....105-111
- CITY DOCK FUND .....112-118
- TENNIS FUND .....119-122

⊙ SPECIAL REVENUE FUNDS

- EAST NAPLES BAY TAX DISTRICT .....123-125
- MOORINGS BAY TAX DISTRICT .....126-128
- STREETS FUND .....129-135
- NAPLES BEACH FUND .....136-146
- COMMUNITY REDEVELOPMENT .....147-149

⊙ UTILITY TAX/CAPITAL PROJECTS FUND .....150-155

⊙ INTERNAL SERVICE FUNDS

- INFORMATION SERVICES FUND .....156-162
- EQUIPMENT SERVICES FUND .....163-167
- RISK MANAGEMENT FUND .....168-169
- HEALTH BENEFITS FUND .....170-171

⊙ DEBT SERVICE SCHEDULES .....172-185



# Executive Summary





# City of Naples

October 27, 1997

OFFICE OF THE CITY MANAGER

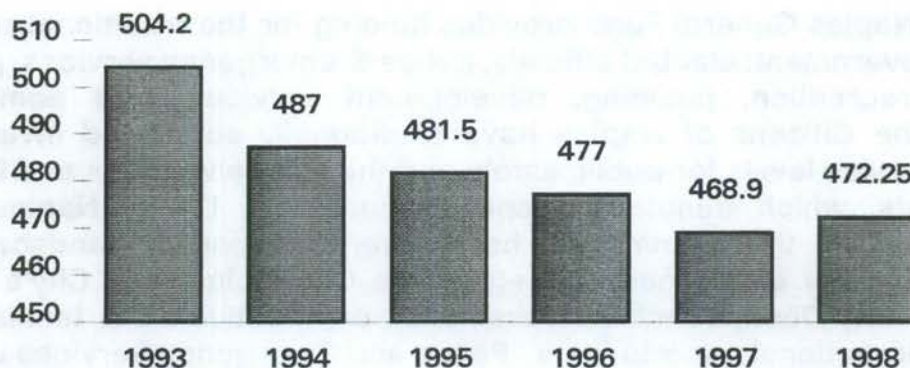
Honorable Mayor and Members of the City Council  
735 Eighth Street South  
Naples, FL 34102

Mayor Barnett and Council Members:

We are pleased to submit the Approved Budget for the City of Naples for Fiscal Year 1997-98. This budget provides funding for the continuation of all municipal services enjoyed by our citizens for the next fiscal year at the same tax rate of 1.1800 mills. In compliance with both the City Charter and Florida State Statutes, this budget was adopted by the City Council with a mill levy ordinance and an appropriations ordinance approved during special public hearings held September 15<sup>th</sup> and 29<sup>th</sup>, 1997.

The City of Naples increased its work force for the first time since 1992. It was necessary to add building inspectors and a permit clerk in the Development Services Department in order to keep current on the demand for services in the construction industry. Community Services Department increased the hours of the lifeguard at the River Park swimming pool so that the pool could offer extended hours. With the increased work force The City of Naples will continue to deliver a high level of service that is expected by our citizens.

**CITY OF NAPLES  
EMPLOYEE POSITIONS  
LAST SIX YEARS**

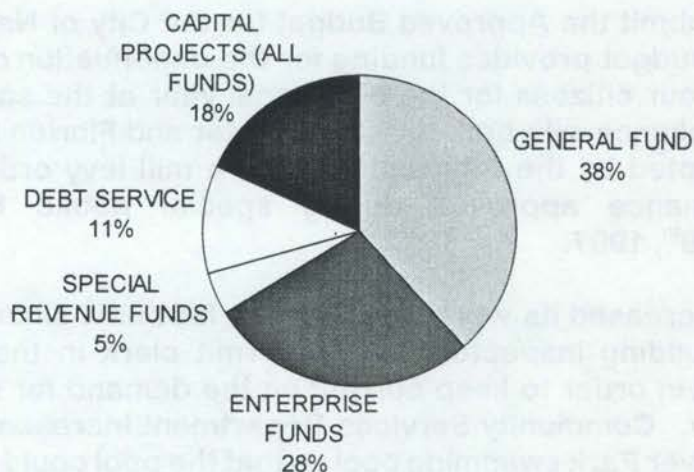




Municipal government budgeting and accounting divides the operation of the City into "funds", self-balancing sets of accounts for the expenditures and related revenue sources for specific operations. Each of these funds of the City is presented in balanced form.

The total budget for the City of Naples for Fiscal Year 1998, after eliminating expenditures caused by internal transfers of funds, is approximately \$46 million. Expenditures in the various operations of municipal government are as follows:

**FISCAL YEAR 1998  
EXPENDITURE SUMMARY**  
(ALL INTERNAL TRANSFERS ELIMINATED)  
**\$46,439,825**



**GENERAL FUND**

The City of Naples General Fund provides funding for the traditional services of municipal government: elected officials, police & emergency services, parks and parkways, recreation, planning, development services, and administrative activities. The Citizens of Naples have traditionally supported investment in enhanced service levels for public safety and the extensive parks and landscape improvements, which denote the special quality of life in Naples. Major thoroughfares in the community have been extensively landscaped and maintained by City employees. Assets of the City include the City's historical fishing pier, City Dock, beach improvements, competitive class tennis facilities and other recreational opportunities. Police and Emergency Services uses state of the art equipment and have sufficient levels of staffing to provide quick response to public needs.



Operations of the General fund are financed through ad valorem property taxes, franchise fees of 5.8% on electricity sales, 1% on telephone revenues, and 3% on cable television revenues, proceeds of the local sales tax, State of Florida revenue sharing, and fees for recreation programs. General Fund operations also provide support services to other funds and, in return, receive financial support from those funds in the form of administrative transfers. In addition, the City's water, wastewater, solid waste utilities and city marina provide a payment-in-lieu of taxes to the General Fund. This is established at 6% of revenues and is equivalent to franchise fees charged to private sector utilities.

The Collier County Property Appraiser has provided The City of Naples with assessed property values of \$4.83 billion this year, an increase of 7% over last year's valuation of \$4.5 billion. This amount represents 25% of the total Collier County assessed valuation.

The General Fund Budget for 1998 provides for a continuation of municipal services for the upcoming fiscal year. Service levels will remain consistent with this past year or expanded through privatization.

## ENTERPRISE FUNDS

### WATER & SEWER FUND

The City of Naples operates a Water and Sewer Utility, providing services to approximately 15,000 water and 8,000 sewer accounts within the City and in adjacent un-incorporated areas of Collier County. Operated as an enterprise fund, revenues from charges to customers are required to cover costs of operations and maintenance, debt service, payment in lieu of franchise fees and the prorated cost of central administration. Also funded is capital replacement in an amount equivalent to the annual charge for depreciation of the system. Bond covenants require that the City maintain debt service coverage of 1.35 in the Water & Sewer Fund.

Currently the City is in the construction phase of improvements to the wastewater treatment plant. These improvements will bring the facility to standards of Advanced Waste Treatment (AWT), expand the plant to meet build-out capacity requirements in our sewer franchise service area, and continue to develop our re-use water distribution system. Completion is scheduled for the spring of 1998. The City of Naples implemented the second phase of wastewater rate increases of 12% to cover the debt service associated with the new facility and the additional operating costs such as chemicals.



The last time that the City required a water rate increase was in 1992. Since that time the cost of chemicals at the water plant have doubled, requiring a 5% rate increase for Fiscal Year 1998. At the new rate of \$1.05 per 1,000 gallons, the City's water rates continue to be by far the cheapest in the region.

#### **SOLID WASTE FUND**

The City of Naples operates a Solid Waste Utility, providing both residential and commercial solid waste collection and disposal. The City also has an extensive recycling program, administered under contract by Waste Management. The City of Naples is one of the very few communities in Florida to offer back door service and is in a shrinking group of communities to continue to offer twice a week service. The last rate increase for solid waste was eight years ago, in 1989. To allow us to continue to provide quality service to our customers, a 13% rate increase is needed. Rates for this service are split between collection fees, designed to finance operations of the utility and capital replacement, and "tipping" fees, established as a pass-through of tonnage costs of disposal at the Collier County Landfill.

#### **STORMWATER FUND**

The City's Stormwater Utility was created in Fiscal Year 1993 with the goal of master planning a stormwater discharge system for the City of Naples, providing water quality monitoring, sweeping streets, and repairing the existing stormwater system. In Fiscal Year 1997 the Stormwater Master Plan was completed. The master plan identified \$10 million in capital projects, which need to be constructed. To complete this work over a 10-year period, the City of Naples has increased the stormwater utility fee from \$2.43 monthly per equivalent residential unit to \$4 monthly.

#### **CITY DOCK FUND**

The City owns and operates an 83-slip marina on Naples Bay, providing leased and transient mooring of boats, retail sales of gasoline, bait, minor food and beverages. Fees and price schedules are established to cover maintenance and operating expenses, purchase of inventory, and capital investment and depreciation. Operation of Naples landing is included in the City Dock Fund.



### **NAPLES TENNIS FUND**

The City's tennis facility at Cambier Park is under construction and will be totally rebuilt completing in Fiscal Year 1998. The new facility will provide twelve new soft surface courts, new fencing and lighting, and a new pro shop to better serve the tennis players in the community. The Naples Tennis Fund has been established as an enterprise fund, with tennis fees responsible for covering all maintenance and operating expenses of the facility, as well as repayment of bonded indebtedness for the construction project.

## **SPECIAL REVENUE FUNDS**

### **CANAL MAINTENANCE**

The City of Naples maintains two taxing districts: Moorings Bay and East Naples Bay. Each mill levy remain unchanged in these two districts for Fiscal Year 1998, 0.1 mill levy in Moorings Bay and 0.5 mill levy in East Naples Bay. These mill levies provide funds for dredging and maintenance and retirement of existing debt. In the East Naples Bay Tax District the property values have increased by \$2.0 million resulting in an increase of budgeted property tax revenues by 1.5%. The Moorings Bay Tax District property values increased by \$8.8 million.

### **STREETS & TRAFFIC FUND**

This budget consolidates all revenue sources and expenditure accounts relating to streets and traffic control. Revenue sources in this fund include constitutional one-cent gas tax and street impact fees up to \$200,000 annually (all excess impact fees paid to Collier County by interlocal agreement). We also have two additional interlocal agreements with Collier County to receive allocations of both the six-cent local option gas tax and the five-cent local option gas tax initiated in 1994.

### **NAPLES BEACH FUND**

The Naples Beach Fund is responsible for maintenance and enforcement activities along our beach front to include the oversight of the contract services at Lowdermilk Park Concessions and Fishing Pier Concessions. Citizens of both the



City of Naples and Collier County are eligible to receive a free beach parking sticker, allowing free use of parking facilities at Lowdermilk Park, the Fishing Pier, and all beach ends. An annual contribution from Collier County, meter collections, parking fines, and payments from the concession operator at Lowdermilk Park and the Fishing Pier provide revenues for operations.

#### **COMMUNITY REDEVELOPMENT AGENCY FUND**

This fund accounts for the receipt and disbursement of monies for the redevelopment program, including tax increment financing (T.I.F.) proceeds and also finances capital improvements in the redevelopment area of the City. In the four years that the T.I.F. district has been in existence, the district has financed 50% of the planning studies for both 5<sup>th</sup> Avenue South and the 41-10 district. The T.I.F. district will finance the debt repayment for the new parking garage on 4<sup>th</sup> Avenue South and 8<sup>th</sup> Street South. That project will develop a 344-space parking garage and a plaza on what is now 7<sup>th</sup> Street South.

#### **UTILITY TAX/ CAPITAL PROJECTS FUND**

The City of Naples levies a 7% utility tax on the local power company, the telephone company, and on sales of propane. These revenues are first used to meet the debt service obligations for the retirement of Revenue Bond Indebtedness (not including water and sewer bonds). Remaining funds are used to finance the capital expenditures of the City not covered by the enterprise funds. In Fiscal Year 1997 the City issued \$2,150,000 Utility Tax Revenue Bonds to cover \$1,100,000 for Naples Gateway Project and \$1,050,000 for Cambier Park Phase I. Capital expenditures of our enterprise funds and utility operations are funded from their own revenue sources.

#### **INTERNAL SERVICE FUNDS**

The City utilizes four internal service funds to account for the operations of information services, equipment services, risk management, and the City's employee health benefits fund. Each of the operating funds of the City pays a proportionate cost of these internal services. In the area of risk management, the City self-insures for property, liability, and workers' compensation exposure and




purchases excess insurance for catastrophic losses. The employee health benefits fund provides self-insured health insurance coverage for employees and their families, with the City paying the health insurance costs of employees and costs for family insurance split equally between the employee and the City.


**SUMMARY**

The City Council and the management team have worked effectively together to continue the high level of service expected by our citizens, while constantly looking for ways to improve the efficiency of operations. We are pleased to provide this budget to the City Council.


Respectfully submitted on behalf of the Management Team,



**Dr. Richard L. Woodruff**  
City Manager



**William P. Harrison**  
Assistant City Manager



**Anne D. Middleton**  
Budget & Investment Manager



# EXPENDITURE BUDGET SUMMARY ALL OPERATING FUNDS

(TRANSFERS TO GENERAL FUND ELIMINATED)

FUND/SOURCE	BUDGET 1994-95	BUDGET 1995-96	BUDGET 1996-97	APPROVED BUDGET 1997-98
<b>GENERAL</b>				
Administration	\$2,690,857	\$2,571,288	\$2,681,483	\$3,041,654
Police & Emergency Services	7,384,392	7,458,937	7,758,985	8,094,437
Development Services (1)	529,903	1,092,968	1,339,583	1,362,447
Community Services	3,015,233	3,064,484	2,955,711	3,322,511
Non-Departmental	1,086,840	1,317,581	1,624,083	1,968,123
Subtotal	14,707,225	15,505,258	16,359,845	17,789,172
<b>WATER/SEWER</b>				
Administration (1)	1,383,229	903,603	948,734	857,302
Water Operations	3,495,850	3,592,185	3,593,759	3,639,743
Sewer Operations	1,905,942	1,882,407	1,916,657	2,359,123
Utilities Maintenance	1,127,486	1,132,033	1,130,700	1,182,547
Debt Service	3,522,645	4,116,673	3,528,248	4,069,028
Capital Expenditures (2)	3,801,890	2,980,920	5,170,448	3,599,400
Subtotal	15,237,042	14,607,821	16,288,546	15,707,143
<b>SOLID WASTE</b>				
Operating Expenses	2,805,120	2,747,373	3,027,905	3,201,501
Capital Expenditures	283,310	324,600	620,041	469,083
Subtotal	3,088,430	3,071,973	3,647,946	3,670,584
<b>STORM WATER</b>				
Operating Expenses	523,406	405,771	622,613	607,075
Capital Expenditures	122,214	20,629	66,500	800,000
Subtotal	645,620	426,400	689,113	1,407,075
<b>CITY DOCK</b>				
Operating Expenses	545,809	659,381	701,000	816,005
Debt Service	98,571	98,853	105,137	110,742
Capital Expenditures	260,000	100,000	232,384	33,993
Subtotal	904,380	858,234	1,038,521	960,740
<b>TENNIS</b>				
Operating Expenses	0	137,542	180,966	187,528
Debt Service	0	0	0	32,913
Capital Expenditures	0	0	0	718,500
Subtotal	0	137,542	180,966	938,941
<b>MOORINGS BAY TAX DISTRICT</b>				
Operating Expenses	59,250	21,250	21,250	21,250
Debt Service	132,513	143,757	0	0
Subtotal	191,763	165,007	21,250	21,250



# EXPENDITURE BUDGET SUMMARY ALL OPERATING FUNDS

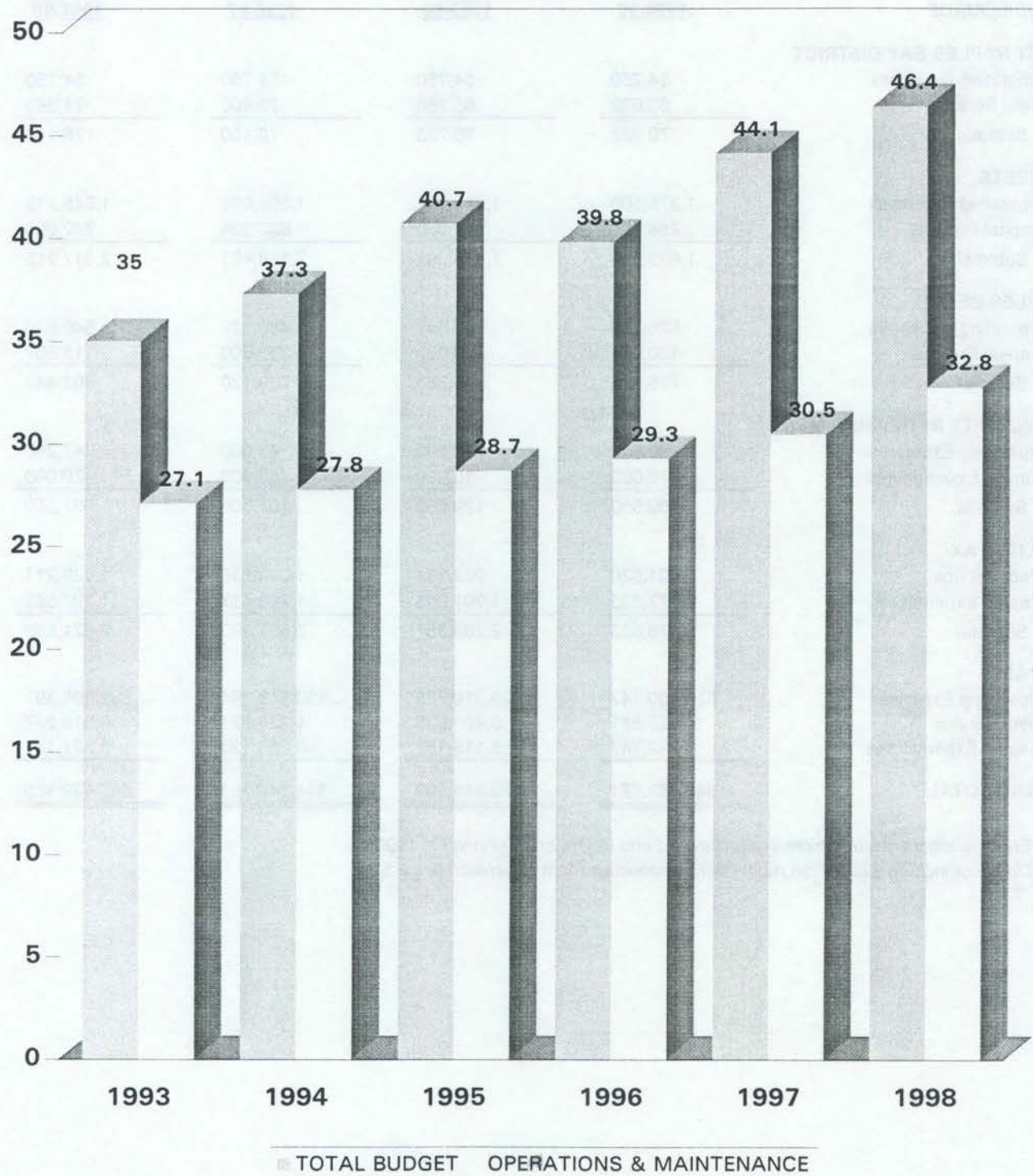
(TRANSFERS TO GENERAL FUND ELIMINATED)

FUND/SOURCE	BUDGET 1994-95	BUDGET 1995-96	BUDGET 1996-97	APPROVED BUDGET 1997-98
<b>EAST NAPLES BAY DISTRICT</b>				
Operating Expenses	\$4,750	\$4,750	\$4,750	\$4,750
Debt Service	65,632	65,986	73,400	71,363
Subtotal	70,382	70,736	78,150	76,113
<b>STREETS</b>				
Operating Expenses	1,375,500	1,545,291	1,508,095	1,545,215
Capital Projects	258,000	181,000	680,306	772,000
Subtotal	1,633,500	1,726,291	2,188,401	2,317,215
<b>NAPLES BEACH</b>				
Operating Expenses	625,726	663,381	489,120	546,936
Capital Projects	100,000	200,000	250,000	115,507
Subtotal	725,726	863,381	739,120	662,443
<b>COMMUNITY REDEVELOPMENT</b>				
Operating Expenses	90,850	119,500	43,500	47,250
Capital Expenditures	10,000	10,000	58,000	20,000
Subtotal	100,850	129,500	101,500	67,250
<b>UTILITY TAX</b>				
Debt Service	1,001,520	982,354	1,018,936	1,029,211
Capital Expenditures	2,377,333	1,301,003	1,788,457	1,792,688
Subtotal	3,378,853	2,283,357	2,807,393	2,821,899
<b>TOTALS</b>				
Operating Expenses	\$28,650,143	\$29,319,725	\$30,548,894	\$32,805,397
Debt Service	4,820,881	5,407,623	4,725,721	5,313,257
Capital Expenditures	7,212,747	5,118,152	8,866,136	8,321,171
<b>GRAND TOTAL</b>	<u>\$40,683,771</u>	<u>\$39,845,500</u>	<u>\$44,140,751</u>	<u>\$46,439,825</u>

- (1) Engineering transferred from Water/Sewer Fund to General Fund in FY 1996.  
(2) Does not include \$25 Million multi-year Wastewater Plant expansion project.



**CITY OF NAPLES  
EXPENDITURE BUDGET  
LAST SIX FISCAL YEARS  
( IN MILLIONS )**





CITY OF NAPLES  
FY 97 – 98  
ANNUAL BUDGET



**REVENUE SUMMARY  
ALL OPERATING FUNDS**

<b>FUND/SOURCE</b>	<b>ACTUAL 1993-94</b>	<b>ACTUAL 1994-95</b>	<b>ACTUAL 1995-96</b>	<b>PROJECTED 1996-97</b>	<b>APPROVED BUDGET 1997-98</b>
<b>GENERAL</b>					
Taxes	\$4,612,170	\$4,641,211	\$4,815,576	\$5,090,800	\$5,457,300
Licenses/Permits	1,073,561	1,193,905	1,634,641	1,105,500	1,215,500
Franchises	3,003,659	3,165,961	3,497,992	3,581,600	3,654,400
Charges for Services	183,329	115,410	177,551	150,500	151,000
Fines & Forfeitures	465,970	383,053	325,592	339,000	339,000
Recreation	231,369	202,720	169,426	190,000	188,000
State & Fed. Shared Rev	2,293,710	2,452,374	2,519,248	2,626,000	2,727,000
Miscellaneous	250,968	367,265	440,356	343,300	387,600
Transfers	1,997,100	2,296,158	2,821,750	2,952,100	3,458,200
Subtotal	14,111,836	14,818,057	16,402,132	16,378,800	17,578,000
<b>WATER/SEWER</b>					
Water Revenue	7,659,146	7,230,160	7,585,922	7,673,000	8,182,000
Sewer Revenue	6,345,358	7,246,462	7,281,382	7,401,400	8,561,500
System Development	803,740	284,845	606,795	600,000	600,000
Bonds Proceeds/Other	705,639	1,080,542	12,541,326	14,783,563	11,153,550
Subtotal	15,513,883	15,842,009	28,015,425	30,457,963	28,497,050
<b>STREETS/TRAFFIC IMPROVEMENT</b>					
Gas Tax	1,501,281	1,740,599	1,802,449	1,875,000	1,950,000
State Shared Revenue	135,001	158,084	157,176	155,000	155,000
Road Impact	197,242	200,000	200,000	200,000	200,000
Transfer from Other Fun	136,897	0	0	0	0
Miscellaneous	35,925	434,231	154,736	150,000	100,000
Subtotal	2,006,346	2,532,914	2,314,361	2,380,000	2,405,000
<b>STORM WATER</b>					
Storm Water Fees	516,800	510,310	884,048	900,000	1,510,900
Other Revenue	0	20,241	36,455	20,000	20,000
Subtotal	516,800	530,551	920,503	920,000	1,530,900
<b>CAPITAL PROJECTS</b>					
Utility Taxes	2,459,628	2,340,558	2,550,210	2,525,000	2,525,000
Non-Street Impact Fees	146,626	371,125	126,606	100,000	100,000
Miscellaneous	199,257	438,903	907,211	250,000	470,400
Subtotal	2,805,511	3,150,586	3,584,027	2,875,000	3,095,400
<b>SOLID WASTE</b>					
Solid Waste Fees	3,232,446	3,452,957	3,354,144	3,400,000	3,842,000
Landfill Fees	75,200	123,306	282,472	250,000	250,000
Miscellaneous	108,541	249,318	126,831	60,000	60,000
Subtotal	3,416,187	3,825,581	3,763,447	3,710,000	4,152,000
<b>CITY DOCK</b>					
Dock Rent	311,115	312,586	321,478	325,000	325,000
Fuel Sales	512,281	596,933	691,436	700,000	700,000
Bait & Misc. Sales	52,140	69,954	73,422	75,000	75,000
Miscellaneous Revenue	3,431	9,023	7,998	235,000	10,000
Subtotal	878,967	988,496	1,094,334	1,335,000	1,110,000



**REVENUE SUMMARY  
ALL OPERATING FUNDS**

<b>FUND/SOURCE</b>	<b>ACTUAL 1993-94</b>	<b>ACTUAL 1994-95</b>	<b>ACTUAL 1995-96</b>	<b>PROJECTED 1996-97</b>	<b>APPROVED BUDGET 1997-98</b>
<b>NAPLES BEACH FUND</b>					
Pier Concessions	\$217,039	\$160,538	\$0	\$0	\$0
Lowdermilk Contract	20,090	16,183	14,026	15,000	15,000
Fishing Pier Contract	0	0	19,050	40,000	40,000
County Share	163,960	168,700	172,918	178,100	223,400
Meter Collections	260,782	233,800	338,257	300,000	250,000
City Fines	318,270	289,270	227,777	300,000	300,000
Miscellaneous	6,592	18,393	42,122	10,000	10,000
Subtotal	986,733	886,884	814,150	843,100	838,400
<b>TENNIS</b>					
Tennis Fees	135,654	124,848	148,831	173,850	142,100
Miscellaneous	0	0	0	0	97,000
Capital Project	0	0	0	500,000	700,000
Subtotal	135,654	124,848	148,831	673,850	939,100
<b>MOORINGS BAY DISTRICT</b>					
Ad Valorem Taxes	234,194	235,322	142,333	48,500	49,400
Miscellaneous	20,082	226,496	27,964	0	0
Subtotal	254,276	461,818	170,297	48,500	49,400
<b>EAST NAPLES BAY DISTRICT</b>					
Ad Valorem Taxes	65,443	65,289	63,099	64,050	64,990
Miscellaneous	1,752	1,499	4,247	0	0
Subtotal	67,195	66,788	67,346	64,050	64,990
<b>COMMUNITY REDEVELOPMENT</b>					
Tax Increments	0	6,588	16,092	50,100	75,000
Other Revenue	0	89,850	44,500	1,500	1,500
Subtotal	0	96,438	60,592	51,600	76,500
<b>GRAND TOTAL</b>	<b>\$40,693,388</b>	<b>\$43,324,970</b>	<b>\$57,355,445</b>	<b>\$59,737,863</b>	<b>\$60,336,740</b>

**REVENUE SUMMARY  
INTERNAL SERVICE FUNDS**

<b>EQUIPMENT SERVICE</b>					
Transfers	\$1,129,085	\$1,104,700	\$1,047,287	\$1,100,940	\$1,259,190
<b>INFORMATION SERVICES</b>					
Transfers	200,304	252,830	428,943	524,191	584,768
<b>RISK MANAGEMENT</b>					
Transfers In	940,670	969,710	972,380	1,022,290	1,253,200
Miscellaneous	137,994	0	284,928	0	0
Subtotal	1,078,664	969,710	1,257,308	1,022,290	1,253,200



**REVENUE SUMMARY  
INTERNAL SERVICE FUNDS (Cont'd)**

**HEALTH BENEFITS FUND**

Employee Share	\$310,660	\$326,064	\$336,602	\$349,400	\$402,400
Employer Share	1,223,732	1,294,138	1,321,698	1,307,300	1,351,200
Dental Coverage	0	0	0	101,000	101,000
Retiree Payments	134,072	168,469	164,752	172,400	134,000
Reimbursements	184,172	61,543	66,520	75,000	77,000
Miscellaneous	54,784	68,875	59,745	30,000	33,000
Subtotal	1,907,420	1,919,089	1,949,317	2,035,100	2,098,600
<b>GRAND TOTAL</b>	<b>\$4,315,473</b>	<b>\$4,246,329</b>	<b>\$4,682,855</b>	<b>\$4,682,521</b>	<b>\$5,195,758</b>



# CITY OF NAPLES

## FY 97 – 98

### ANNUAL BUDGET



**CITY OF NAPLES  
AUTHORIZED POSITIONS**

<u>DEPARTMENT/Division</u>	<u>1994-95 FULL TIME EQUIVALENT POSITIONS</u>	<u>1995-96 FULL TIME EQUIVALENT POSITIONS</u>	<u>1996-97 FULL TIME EQUIVALENT POSITIONS</u>	<u>1997-98 FULL TIME EQUIVALENT POSITIONS</u> (Approved)
<b>MAYOR &amp; COUNCIL</b>	1	1	1	1
CITY CLERK	6	6	6	6
CITY ATTORNEY	3	3	3	1
CITY MANAGER	4	4	4	4
HUMAN RESOURCES	6	6	6	6
PLANNING	9	6	7	8
<b>DEVELOPMENT SERVICES</b>				
Engineering	11	12	12	11
Building & Zoning	10	13	14	17
Natural Resources	1	1	1	1
<b>TOTAL</b>	<b>22</b>	<b>26</b>	<b>27</b>	<b>29</b>
<b>FINANCE</b>				
Admin./Accounting	8.5	7.5	7.5	8
Customer Service	6	3.3	3	3.5
Purchasing	3.3	4.2	4.2	4.6
<b>TOTAL</b>	<b>17.8</b>	<b>15</b>	<b>14.7</b>	<b>16.1</b>
<b>COMMUNITY SERVICES</b>				
Administration	3	3	3	3
Parks & Parkways	39	37	31	33
Recreation	20.5	21.5	13	14.25
<b>TOTAL</b>	<b>62.5</b>	<b>61.5</b>	<b>47</b>	<b>50.25</b>
<b>POLICE &amp; EMERGENCY SERVICES</b>				
Administration	11.5	7	7	6
Fire Operations	52	52	53	53
Prevention Services	4	5	6	6.5
Criminal Invest.	21	20	19	18
Police Operations	60	61	61	60.7
Support Services	26	27	26	26
<b>TOTAL</b>	<b>174.5</b>	<b>172</b>	<b>172</b>	<b>170.2</b>
<b>NON DEPARTMENTAL</b>				
Facilities Maintenance	0	0	8.9	9.9
<b>TOTAL GENERAL FUND</b>	<b>305.8</b>	<b>300.5</b>	<b>296.6</b>	<b>301.45</b>
<b>WATER &amp; SEWER FUND</b>				
Administration	6	4	4	4
Water	38	38	37	37
Wastewater	34	34	34	34
Utilities Maintenance	20	18	18	18
<b>TOTAL</b>	<b>98</b>	<b>94</b>	<b>93</b>	<b>93</b>



# AUTHORIZED POSITIONS (CONTINUED)

<u>DEPARTMENT/Division</u>	<u>1994-95 FULL TIME EQUIVALENT POSITIONS</u>	<u>1995-96 FULL TIME EQUIVALENT POSITIONS</u>	<u>1996-97 FULL TIME EQUIVALENT POSITIONS</u>	<u>1997-98 FULL TIME EQUIVALENT POSITIONS</u> (Approved)
<b>SOLID WASTE FUND</b>				
Administration	2	2	2	2
Residential Collect.	16	15	15	15
Commercial Collect.	8	8	8	7
Horticultural Collect.	7	7	7	9
<b>TOTAL</b>	<b>33</b>	<b>32</b>	<b>32</b>	<b>33</b>
<b>STREETS &amp; TRAFFIC FUND</b>	<b>3</b>	<b>5</b>	<b>5</b>	<b>4</b>
<b>STORMWATER FUND</b>	<b>7</b>	<b>7</b>	<b>7</b>	<b>5</b>
<b>CITY DOCK FUND</b>	<b>3</b>	<b>3</b>	<b>3</b>	<b>3</b>
<b>TENNIS FUND</b>	<b>3.5</b>	<b>3.5</b>	<b>3.6</b>	<b>3.6</b>
<b>NAPLES BEACH FUND</b>	<b>13.2</b>	<b>14</b>	<b>10.7</b>	<b>10.7</b>
<b>INFORMATION SERVICES FUND</b>	<b>4</b>	<b>7</b>	<b>7</b>	<b>7</b>
<b>EQUIPMENT SERVICES FUND</b>	<b>11</b>	<b>11</b>	<b>11</b>	<b>11</b>
<b>RISK MANAGEMENT</b>	<b><u>0</u></b>	<b><u>0</u></b>	<b><u>0</u></b>	<b><u>.5</u></b>
<b>GRAND TOTAL</b>	<b>481.5</b>	<b>477</b>	<b>468.9</b>	<b>472.25</b>



**CITY OF NAPLES**  
**PROPERTY TAX LEVIES & ASSESSED VALUATION**  
**LAST 10 FISCAL YEARS**

<u>YEAR</u>	<u>TAX LEVY</u>	<u>ASSESSED VALUATION</u>
1989	1.2229	\$2.22 BILLION
1990	1.2024	\$3.03 BILLION
1991	1.0017	\$3.66 BILLION
1992	1.1800	\$4.08 BILLION
1993	1.2056	\$3.89 BILLION
1994	1.2056	\$3.93 BILLION
1995	1.1800	\$4.06 BILLION
1996	1.1800	\$4.20 BILLION
1997	1.1800	\$4.50 BILLION
1998	1.1800	\$4.83 BILLION

**COLLIER COUNTY**  
**PROPERTY TAX LEVIES & ASSESSED VALUATION**

**LAST 10 FISCAL YEAR**

<u>YEAR</u>	<u>TAX LEVY (1)</u>	<u>ASSESSED VALUATION</u>
1989	5.4151	\$8.70 BILLION
1990	5.2070	\$10.29 BILLION
1991	5.0498	\$12.80 BILLION
1992	4.6889	\$14.41 BILLION
1993	4.5049	\$14.55 BILLION
1994	4.3664	\$15.31 BILLION
1995	4.2340	\$16.00 BILLION
1996	4.0990	\$17.29 BILLION
1997	4.2883	\$18.08 BILLION
1998	4.2534	\$19.53 BILLION

(1) Countywide Levy plus Unincorporated Levy.



**CITY OF NAPLES**  
**DISTRIBUTION OF TAX LEVY**  
**FISCAL YEAR 1998**

<u>TAX UNIT</u>	<u>LEVY</u>	<u>PERCENT OF TOTAL</u>
CITY OF NAPLES	1.1800	8.4%
School District	8.4240	59.9%
Collier County	3.6813	26.2%
Water Management	0.2840	2.0%
Pollution Control	0.0452	.3%
Mosquito Control	0.1821	1.3%
Big Cypress Basin	0.2780	1.9%
 TOTAL	 14.0746	 100.0%

**Example:**

\$325,000 Residence  
(\$ 25,000) Homestead Exemption  
\$300,000 Taxable Value

CITY OF NAPLES	354.00
School District	2,527.20
Collier County	1,104.39
Water Management	85.20
Pollution Control	13.56
Mosquito Control	54.63
Big Cypress Basin	<u>83.40</u>
 TOTAL	 \$4,222.38



## ORDINANCE 97-8084

AN ORDINANCE DETERMINING AND FIXING THE 1997 TAX LEVY AND MILLAGE RATE FOR THE CITY OF NAPLES, EXCLUSIVE OF DEPENDENT TAXING DISTRICTS, FOR THE PURPOSE OF PROVIDING SUFFICIENT FUNDS FOR THE GENERAL FUND OPERATIONS; PROVIDING A SEVERABILITY CLAUSE, A REPEALER PROVISION AND AN EFFECTIVE DATE.

WHEREAS, the 1997 Tax Assessment Roll has been prepared, equalized and certified, showing:

Total Assessed Valuation of  
Real and Personal Property..... \$4,829,914,283

NOW, THEREFORE, BE IT ORDAINED BY THE COUNCIL OF THE CITY OF NAPLES, FLORIDA:

Section 1. That the tax levy and millage rate for the City of Naples, excluding of Dependent Taxing Districts for the year 1997 be, and the same is, hereby fixed and determined to be 1.1800.

Section 2. That the tax levy and millage rate have been fixed and determined in accordance with the following assessments and findings of the City Council, and making allowances for tax delinquents, discounts and losses therein, show, to-wit:

Total General Fund Operations  
1.1800 mills ..... \$5,457,300

Section 3. That the percentage increase in property taxes adopted by the City Council of the City of Naples is 3.9620 percent more than the rolled-back rate computed pursuant to Florida Statutes, Chapter 200.065(1).


Section 4. If any word, phrase, clause, subsection or section of this ordinance is for any reason held unconstitutional or invalid, the invalidity thereof shall not affect the validity of any remaining portions of this ordinance.

Section 5. That all sections or parts of sections of the Code of Municipal Ordinances, all ordinances or parts of ordinances, and all resolutions or parts of resolutions in conflict herewith, be and the same are hereby repealed to the extent of such conflict.

Section 6. This ordinance shall take effect October 1, 1997.

APPROVED AT FIRST READING THIS 15TH DAY OF SEPTEMBER, 1997.

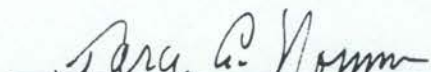

PASSED AND ADOPTED AT SECOND READING AND PUBLIC HEARING IN OPEN AND SPECIAL SESSION OF THE CITY COUNCIL OF THE CITY OF NAPLES, FLORIDA THIS 29TH DAY OF SEPTEMBER, 1997.



Bill Barnett, Mayor

Attest:

Approved as to form and legality:

  
Tara A. Norman, City Clerk  
M:\REF\COUNCIL\ORD\97-8084  
Kenneth B. Cuyler, City Attorney



ORDINANCE 97-8089

AN ORDINANCE ADOPTING THE FINAL BUDGET FOR THE CITY OF NAPLES, EXCLUSIVE OF DEPENDENT TAXING DISTRICTS, FOR FISCAL YEAR COMMENCING OCTOBER 1, 1997 AND ENDING SEPTEMBER 30, 1998; APPROPRIATING FUNDS FOR OPERATING EXPENSES OF THE CITY OF NAPLES FOR THE GENERAL OPERATION OF THE SEVERAL DEPARTMENTS OF THE CITY, INCLUDING UTILITIES, AND FOR CONTRIBUTING TO THE SINKING FUNDS OF THE CITY TO PAY INTEREST ON AND PROVIDE FOR THE RETIREMENT OF THE OUTSTANDING BONDS AND OTHER FIXED OBLIGATIONS OF THE CITY AND THE UTILITY TAX FUND FOR AND DURING THE FISCAL YEAR COMMENCING OCTOBER 1, 1997, AND ENDING SEPTEMBER 30, 1998; PROVIDING A SEVERABILITY CLAUSE, A REPEALER PROVISION AND AN EFFECTIVE DATE.

WHEREAS, the City of Naples adopts a final budget, exclusive of Dependent Taxing Districts, and appropriates funds on an annual basis for the general operation of the several departments of the City, including utilities, and contributes to the sinking funds of the City to pay interest on and to provide for the retirement of bonds; and

WHEREAS, the City of Naples has held a series of workshops and public hearings on the fiscal year 1997-1998 budget;

NOW, THEREFORE, BE IT ORDAINED BY THE COUNCIL OF THE CITY OF NAPLES, FLORIDA:

Section 1. That the budget for the City of Naples, exclusive of the Dependent Taxing Districts, for the fiscal year commencing October 1, 1997 and ending September 30, 1998 is hereby adopted.

Section 2. That for the payment of expenses and obligations of the City of Naples for the fiscal year ending September 30, 1998, there is hereby appropriated out of any monies in the treasury of the City of Naples and any accruing revenues of the City available for said purposes to the funds and for the purposes hereinafter set forth, the sums of money shown in the following schedule:

	<u>Division</u>	<u>Department</u>	<u>Fund</u>
GENERAL FUND:			
Mayor and City Council		\$186,697	
City Attorney		245,806	
City Clerk		250,790	
City Manager		305,337	
Human Resources		385,202	
Planning		444,546	
Finance			
Accounting	421,657		
Customer Service	189,543		
Purchasing	197,378	808,578	
Development Services			
Engineering	522,976		
Building & Zoning	668,419		



	<u>Division</u>	<u>Department</u>	
Natural Resources	<u>95,366</u>	\$1,286,761	
Community Services			
Administration	148,701		
Parks and Parkways	2,140,436		
Recreation	952,176	3,241,313	
Pol. & Emerg. Serv.			
Administration	327,271		
Criminal Invest.	868,796		
Police Operations	2,814,282		
Services	1,384,944		
Fire Operations	2,384,580		
Prevention Serv.	<u>272,558</u>	8,052,431	
Non-Departmental		2,196,619	
Contingency		150,000	
Transfers Out		<u>217,400</u>	
<b>FUND TOTAL</b>			<b>\$17,771,480</b>
<b>UTILITY TAX FUND:</b>			
Capital Improvements	\$1,692,688		
Debt Service	859,961		
Transfers Out	391,750		
Contingency	<u>100,000</u>		
<b>FUND TOTAL</b>			<b>\$3,044,399</b>
<b>SPECIAL REVENUE FUNDS:</b>			
Streets & Traffic		\$2,674,606	
Naples Beach Fund		\$ 893,898	
Community Redevelopment		\$ 67,250	
<b>CITY DOCK ENTERPRISE FUND:</b>			<b>\$1,068,907</b>
<b>TENNIS ENTERPRISE FUND:</b>			<b>\$ 938,941</b>
<b>WATER/SEWER ENTERPRISE FUND:</b>			
Administration	\$506,118		
Water Production	2,667,498		
Water Distribution	936,543		
Wastewater Treatment	1,680,439		
Wastewater Collection	665,329		
Utilities Maintenance	1,157,966		
Debt Service	4,069,028		
Capital Projects	13,499,400		
Transfers Out	3,271,150		
Contingency	<u>200,000</u>		
<b>FUND TOTAL</b>			<b>\$28,653,471</b>
<b>SOLID WASTE ENTERPRISE FUND:</b>			<b>\$4,176,924</b>
<b>STORMWATER ENTERPRISE FUND:</b>			<b>\$ 1,526,789</b>
<b>TOTAL APPROPRIATIONS</b>			<b><u>\$60,816,665</u></b>



	<u>Division</u>	<u>Department</u>	<u>Fund</u>
<b>INTERNAL SERVICE FUNDS:</b>			
Information Services			\$584,768
Equipment Services			\$1,259,190
Risk Management			\$1,243,950
Health Benefits			<u>\$2,090,624</u>
<b><u>TOTAL INTERNAL SERVICES</u></b>			<b><u>\$5,178,532</u></b>

Section 3. Budgetary control is maintained at the department level in the general fund and at the fund level in all other funds.

Section 4. If any word, phrase, clause, subsection or section of this ordinance is for any reason held unconstitutional or invalid, the invalidity thereof shall not affect the validity of any remaining portions of this ordinance.

Section 5. That all sections or parts of sections of the Code of Municipal Ordinances, all ordinances or parts of ordinances, and all resolutions or parts of resolutions in conflict herewith, be and the same are hereby repealed to the extent of such conflict.

Section 6. This ordinance shall take effect October 1, 1997.


APPROVED AT FIRST READING THIS 15TH DAY OF SEPTEMBER, 1997.

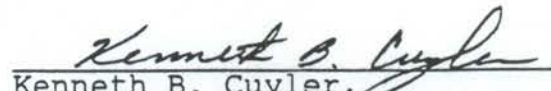
PASSED AND ADOPTED AT SECOND READING AND PUBLIC HEARING IN OPEN AND SPECIAL SESSION OF THE CITY COUNCIL OF THE CITY OF NAPLES, FLORIDA THIS 29TH DAY OF SEPTEMBER, 1997.

  
Bill Barnett, Mayor


Attest:

Approved as to form and legality:

  
Tara A. Norman,  
City Clerk  
M:\REF\COUNCIL\ORD\97-8089

  
Kenneth B. Cuyler,  
City Attorney

I hereby certify that the above and foregoing is a true and correct copy of records appearing in the files of the City Clerk's Office, City of Naples, Florida.

  
Title City Clerk



# General Fund



# ***GENERAL FUND***



**FISCAL YEAR 1998**

**GENERAL FUND**

**SUMMARY**

**BEGINNING BALANCE - UNDESIGNATED RESERVES (1)** **\$2,010,600**

**ADD: BUDGETED REVENUES:**

Ad Valorem Tax (2)	5,457,300
Sales Tax	2,100,000
Fees & Licenses	1,215,500
Franchise Fees	3,654,400
Services Provided	151,000
Recreation Revenues	188,000
Fines & Forfeitures	339,000
State Shared Revenues	627,000
Transfers - Reimburse Admin.	3,458,200
Other Revenue	387,600
Reserves-Handicap Improvements	50,000
Reserves-Naples Bay Litigation	<u>218,000</u>

**\$17,846,000**

**LESS: BUDGETED EXPENDITURES:**

Mayor & Council	\$186,679
City Clerk	258,502
City Attorney	254,468
City Manager	306,505
Human Resources	394,280
Planning	451,470
Finance	822,350
Police & Emergency Services	8,094,437
Development Services	1,362,447
Community Services	3,322,511
Non-Departmental	1,276,623
Transfer - Self Insurance	691,500
Transfer - Utility Tax Fund (4)	120,400
Loan - Tennis Fund (3)	97,000
Contingency	<u>150,000</u>

**\$17,789,172**

**BUDGETED CASH FLOW**

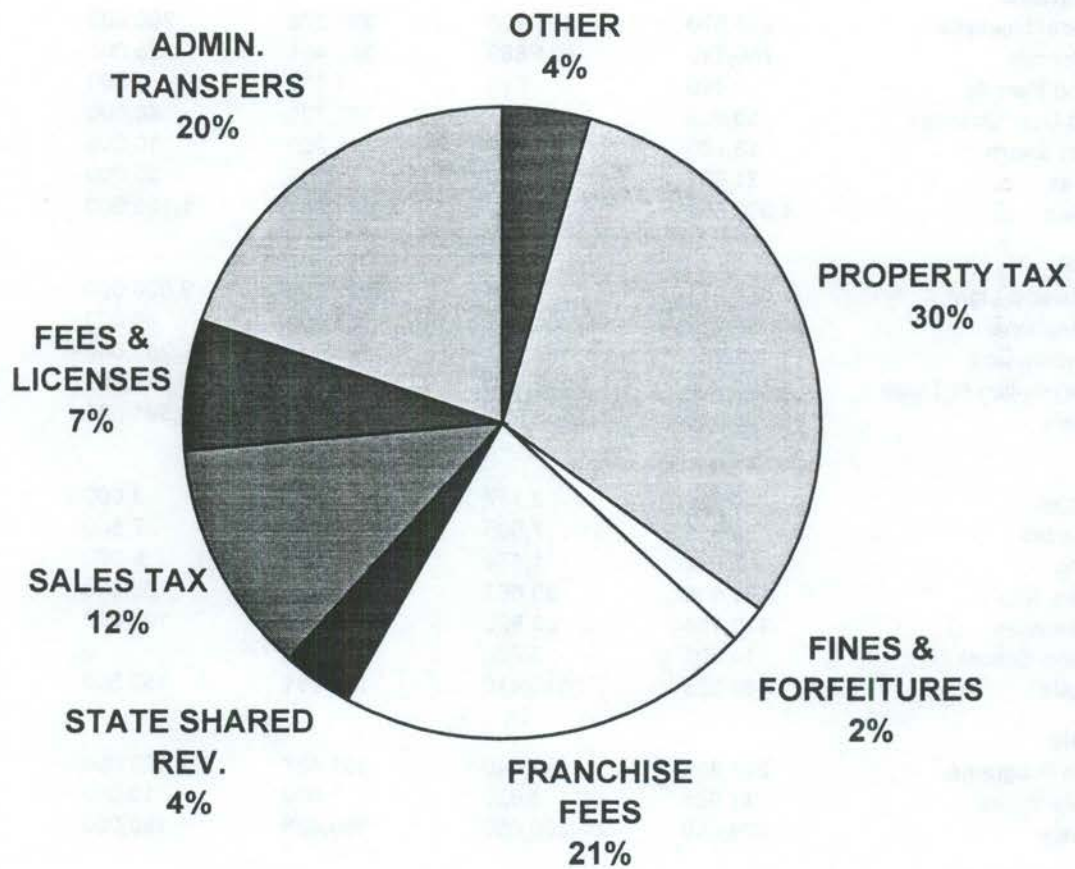
**\$56,828**

**ENDING BALANCE - UNDESIGNATED RESERVES**

**\$2,067,428**

- (1) Audited undesignated reserves as of 9/30/96, less funds budgeted in Fiscal Year 1997. City Council policy states that undesignated reserves should be maintained at a minimum level of 10% of budgeted expenditures.
- (2) 97% collection rate.
- (3) One time transfer while Tennis Facility is under construction.
- (4) 7% of electric payments in lieu of taxes for capital projects.

**FISCAL YEAR 1998  
GENERAL FUND REVENUE BY SOURCE  
\$17,578,000**





**CITY OF NAPLES  
GENERAL FUND  
REVENUE DETAIL**

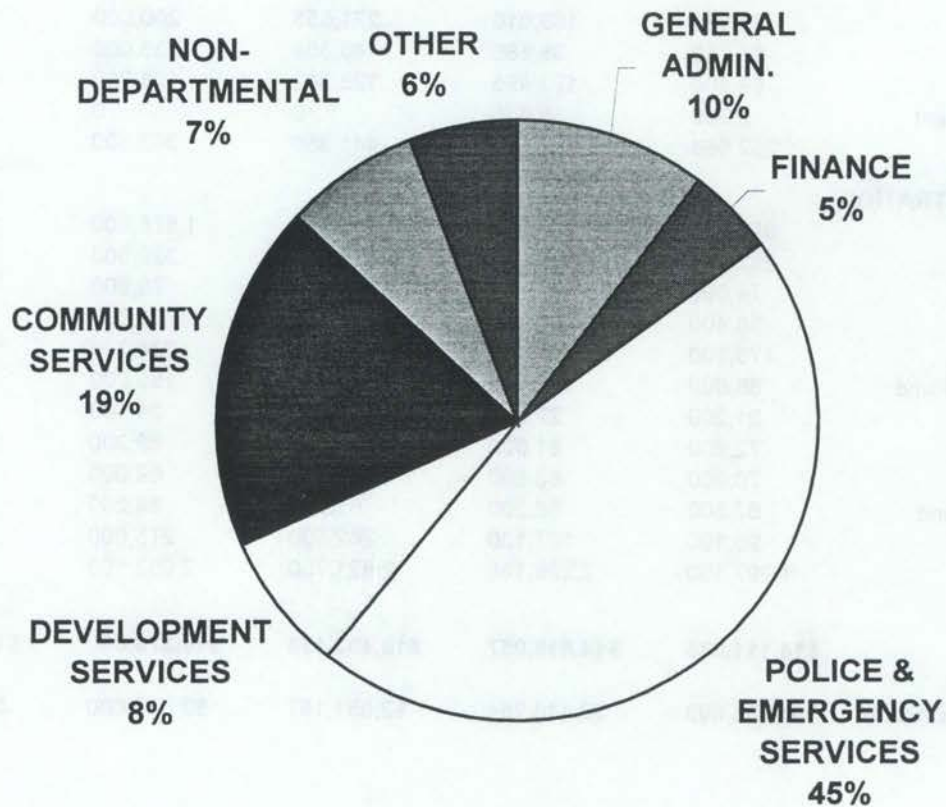
	<u>ACTUAL 1993-94</u>	<u>ACTUAL 1994-95</u>	<u>ACTUAL 1995-96</u>	<u>ESTIMATED 1996-97</u>	<u>APPROVED BUDGET 1997-98</u>
<b>CLASSIFICATIONS:</b>					
<b>TAXES</b>					
Ad Valorem Tax (1.18 Mills)	\$4,593,134	\$4,640,280	\$4,778,204	\$5,071,800	\$5,457,300
Mobile Home Tax	1,087	931	1,299	1,000	1,000
Fuel Tax Refund	17,949	0	36,076	18,000	18,000
Subtotals	4,612,170	4,641,211	4,815,579	5,090,800	5,476,300
<b>FEES &amp; LICENSES</b>					
Occupational Licenses	216,670	185,126	233,378	200,000	200,000
Building Permits	760,113	931,889	1,312,434	825,000	935,000
Engineering Permits	495	615	1,910	500	500
Liquor and Beer Licenses	50,902	36,875	38,720	40,000	40,000
Contractors Exam	13,780	8,070	16,260	10,000	10,000
Zoning Fees	31,601	31,330	31,939	30,000	30,000
Subtotals	1,073,561	1,193,905	1,634,641	1,105,500	1,215,500
<b>FRANCHISES</b>					
Florida Power & Light	1,666,951	1,747,633	1,942,298	2,000,000	2,000,000
United Telephone	55,272	59,641	64,653	70,000	75,000
Colony Cablevision	123,236	132,737	204,141	200,000	200,000
Utilities Pay-in-lieu of Taxes	1,158,200	1,225,950	1,285,900	1,311,600	1,379,400
Subtotals	3,003,659	3,165,961	3,496,992	3,581,600	3,654,400
<b>SERVICES</b>					
Xerox Copies	4,720	3,137	2,100	3,000	3,000
Maps & Codes	9,514	7,506	8,313	7,500	8,000
Lot Mowing	7,032	1,474	10,884	5,000	5,000
Police misc. fees	35,509	30,682	52,774	35,000	52,000
Security Services	112,158	68,823	103,480	100,000	100,000
Fire Training School	14,396	3,788	0	0	0
Subtotals	183,329	115,410	177,551	150,500	168,000
<b>RECREATION</b>					
Recreation Programs	217,864	191,440	161,487	180,000	180,000
Vending Machines	11,805	8,620	7,939	10,000	8,000
Subtotals	229,669	200,060	169,426	190,000	188,000
<b>FINES &amp; FORFEITURES</b>					
City School Crossing Fines	20,457	19,866	19,166	20,000	20,000
City Fines	55,240	56,456	50,891	55,000	55,000
Police Training	14,346	13,529	12,793	14,000	14,000
County Court Fines	375,927	293,202	242,742	250,000	250,000
Subtotals	465,970	383,053	325,592	339,000	339,000

**CITY OF NAPLES  
GENERAL FUND  
REVENUE DETAIL**

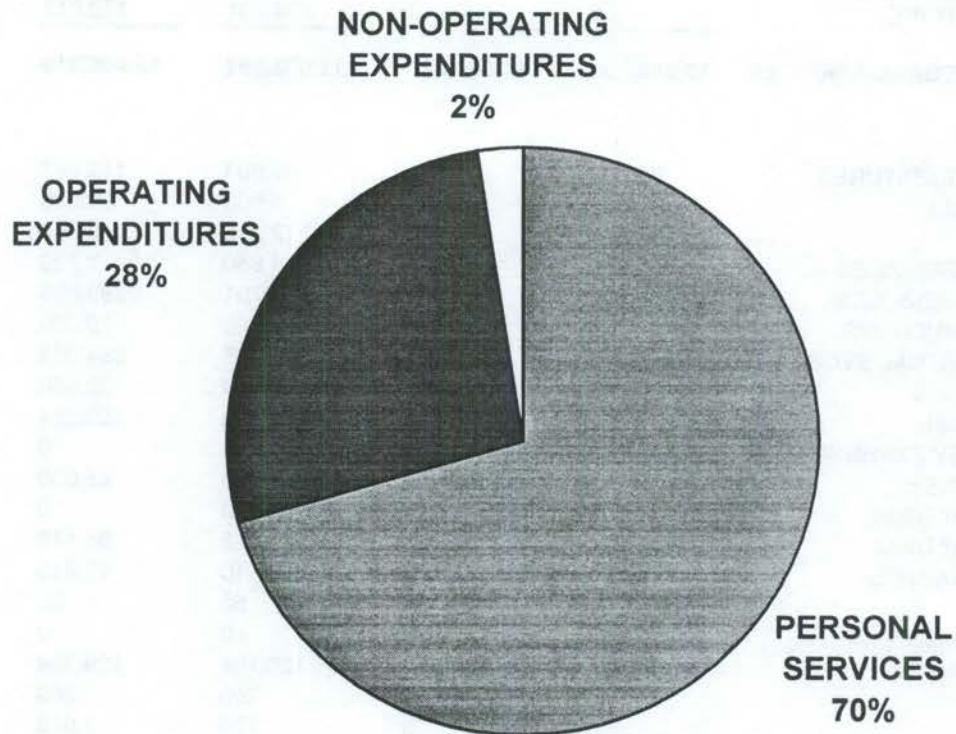
	<u>ACTUAL</u> <u>1993-94</u>	<u>ACTUAL</u> <u>1994-95</u>	<u>ACTUAL</u> <u>1995-96</u>	<u>ESTIMATED</u> <u>1996-97</u>	<u>APPROVED</u> <u>BUDGET</u> <u>1997-98</u>
<b>CLASSIFICATIONS:</b>					
<b>STATE SHARED REVENUE</b>					
Cigarette Tax	\$318,365	\$335,216	\$317,475	\$320,000	\$320,000
State Firefighters Ed.	3,950	7,288	7,115	6,000	7,000
State Revenue Sharing	294,940	303,062	308,488	300,000	300,000
General Use Sales Tax	1,676,455	1,806,808	1,886,170	2,000,000	2,100,000
Subtotals	2,293,710	2,452,374	2,519,248	2,626,000	2,727,000
<b>MISCELLANEOUS</b>					
Interest Earned	83,589	169,010	271,655	200,000	200,000
Other Income	67,759	38,585	46,359	35,000	40,000
Airport Authority	99,100	123,495	123,342	108,300	111,600
F.E.M.A. Reimbursement	2,220	38,835	0	0	0
Subtotals	252,668	369,925	441,356	343,300	351,600
<b>REIMBURSED ADMINISTRATION</b>					
Water/Sewer Fund	990,900	1,191,000	1,500,550	1,575,600	1,879,900
Solid Waste Fund	282,200	298,900	313,800	329,500	304,900
Storm Water Fund	74,600	71,300	74,900	78,600	130,100
City Dock Fund	58,400	61,700	64,800	66,700	88,700
Naples Beach Fund	176,100	211,500	217,800	224,300	240,400
Capital Improvement Fund	86,600	129,400	150,700	155,200	155,600
Pension Funds	21,200	22,258	23,400	24,100	25,300
Self-Insurance Funds	72,600	81,000	85,100	89,300	119,900
Debt Service Fund	70,900	63,800	67,000	69,000	66,900
Equipment Service Fund	67,500	58,200	61,200	64,200	88,700
Streets Fund	96,100	107,100	262,500	275,600	357,800
Subtotals	1,997,100	2,296,158	2,821,750	2,952,100	3,458,200
<b>GRAND TOTAL</b>	<b>\$14,111,836</b>	<b>\$14,818,057</b>	<b>\$16,402,135</b>	<b>\$16,378,800</b>	<b>\$17,578,000</b>
Fiscal Year-End Unrestricted Reserves	\$1,785,693	\$2,118,784	\$2,951,197	\$2,010,600	\$2,045,120



**FISCAL YEAR 1998  
GENERAL FUND  
EXPENDITURES BY DEPARTMENT  
\$17,789,172**



**FISCAL YEAR 1998  
GENERAL FUND  
EXPENDITURES BY CATEGORY  
\$17,789,172**





**FISCAL YEAR 1998  
BUDGET DETAIL  
GENERAL FUND  
FUND SUMMARY**

ACCOUNT DESCRIPTION		94 - 95 ACTUALS	95 - 96 ACTUALS	FY 97 ORIGINAL BUDGET	FY 97 - 98 APPROVED	PERCENT CHANGE FY 97 - 98
<b><u>PERSONAL SERVICES</u></b>						
10-20	REGULAR SALARIES & WAGES	8,518,585	8,460,551	8,681,204	9,405,866	8.35%
10-30	OTHER SALARIES	53,879	172,377	187,414	187,874	0.25%
10-32	STATE INCENTIVE PAY	95,792	90,808	98,968	98,968	0.00%
10-40	OVERTIME	256,005	250,604	213,851	237,153	10.90%
10-41	SPECIAL DUTY PAY	69,077	79,684	100,000	100,000	0.00%
10-42	HOLIDAY PAY	99,324	100,784	109,627	109,627	0.00%
25-00	OTHER FRINGE BENEFITS	1,805,388	69,329	0	0	0.00%
25-01	FICA	0	647,678	670,934	709,908	5.81%
25-03	RETIREMENT CONTRIBUTIONS	0	298,811	376,300	342,485	-8.99%
25-04	LIFE/HEALTH INSURANCE	0	899,051	1,030,013	1,127,821	9.50%
29-00	GENERAL & MERIT INC.	0	0	434,291	176,617	-59.33%
<b>TOTAL PERSONAL SERVICES</b>		<b>10,898,050</b>	<b>11,069,677</b>	<b>11,902,602</b>	<b>12,496,319</b>	<b>4.99%</b>
<b><u>OPERATING EXPENSES</u></b>						
30-00	OPERATING EXPENDITURES	76,082	86,637	92,804	112,847	21.60%
30-05	COUNTY LAND FILL	125	15	5,000	5,000	0.00%
30-10	AUTO MILEAGE	13,353	10,581	12,215	8,010	-34.42%
31-00	PROFESSIONAL SERVICES	30,885	45,944	5,850	7,220	23.42%
31-01	PROFESSIONAL SERVICES	99,611	60,103	291,761	289,699	-0.71%
31-02	ACCOUNTING & AUDITING	0	61,381	71,000	70,000	-1.41%
31-04	OTHER CONTRACTUAL SVCS	273,943	573,854	778,735	854,813	9.77%
31-07	MEDICAL SERVICES	0	0	30,910	32,550	5.31%
31-09	OUTSIDE COUNSEL	0	0	0	150,354	0.00%
31-10	CABLE ATTORNEY EXPENSE	42,795	8,369	2,500	0	-100.00%
31-50	ELECTION EXPENSE	985	39,647	6,000	45,000	650.00%
40-00	TRAVEL AND PER DIEM	1,895	648	0	0	0.00%
40-01	TRAVEL AND PER DIEM	36,250	43,906	51,028	51,873	1.66%
40-02	SCHOOL AND TRAINING	63,879	74,446	76,110	77,915	2.37%
40-03	SAFETY	93	29	50	50	0.00%
40-04	SAFETY PROGRAMS	53	0	0	0	0.00%
41-00	COMMUNICATIONS	100,855	122,193	100,794	109,394	8.53%
41-01	TELEPHONE	0	0	760	760	0.00%
41-02	FAX & MODEMS	0	0	720	1,978	174.72%
42-00	TRANSPORTATION	(78)	(179)	0	0	0.00%
42-01	VEHICLES & EQUIPMENT	490,949	5,794	0	0	0.00%
42-02	POSTAGE & FREIGHT	45,722	46,703	65,000	65,000	0.00%
42-10	EQUIP. SERVICES - REPAIRS	0	329,047	341,273	434,130	27.21%
42-11	EQUIP. SERVICES - FUEL	0	131,412	95,427	110,050	15.32%
43-00	UTILITY SERVICES	289,930	144,860	0	0	0.00%
43-01	ELECTRICITY	677	68,243	197,347	193,297	-2.05%
43-02	WATER, SEWER, GARBAGE	83,362	183,833	156,323	231,300	47.96%
43-03	OTHER	2,077	2,666	0	0	0.00%
44-00	RENTALS & LEASES	9,954	15,426	27,656	28,195	1.95%
44-01	BUILDING RENTAL	35,900	37,657	37,600	39,300	4.52%
44-02	EQUIPMENT RENTAL	183	0	0	0	0.00%
45-01	UNEMPLOYMENT COMPENS	(119)	0	0	0	0.00%
45-22	SELF INS. PROPERTY DAMAGE	404,230	404,230	424,440	691,500	62.92%



**FISCAL YEAR 1998  
BUDGET DETAIL  
GENERAL FUND  
FUND SUMMARY**

**CONTINUED**

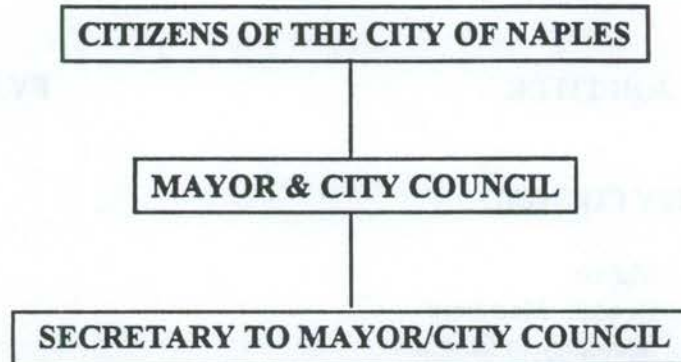
ACCOUNT DESCRIPTION		94 - 95	95 - 96	FY 97	FY 97 - 98	PERCENT
		ACTUALS	ACTUALS	ORIGINAL BUDGET	APPROVED	CHANGE FY 97 - 98
46-00	REPAIRS AND MAINTENANCE	165,130	173,119	219,761	218,826	-0.43%
46-02	BUILDINGS & GROUND MAINT.	0	536	0	0	0.00%
46-03	EQUIP. MAINT. CONTRACTS	454	387	500	390	-22.00%
46-04	EQUIP. MAINTENANCE	0	2,712	3,250	3,100	-4.62%
46-05	STORM REPAIR	0	0	700	700	0.00%
46-06	OTHER MAINTENANCE	0	0	0	6,500	100.00%
46-14	HYDRANT MAINTENANCE	983	522	1,000	1,000	0.00%
46-15	RED TIDE CLEAN-UP	0	7,913	0	0	0.00%
47-00	PRINTING AND BINDING	49,059	41,355	73,830	48,020	-34.96%
47-01	LEGAL ADS	9,615	14,613	27,570	24,550	-10.95%
47-02	ADVERTISING (NON LEGAL)	3,927	5,585	6,000	6,000	0.00%
47-03	COUNCIL PACKETS	5,103	4,411	7,000	7,000	0.00%
47-06	DUPLICATING	17,563	18,298	27,100	22,610	-16.57%
49-00	OTHER CURRENT CHARGES	57,559	50,856	72,052	77,092	6.99%
49-02	INFORMATION SERVICES	146,200	224,351	272,579	304,079	11.56%
49-03	SPECIAL ECONOMIC DEV.	0	2,060	9,000	9,000	0.00%
49-04	EMPLOYEE DEVELOPMENT	2,201	2,809	6,860	6,860	0.00%
49-05	SPECIAL EVENTS	5,000	500	25,000	25,000	0.00%
49-06	AWARDS	5,053	2,209	6,000	6,000	0.00%
51-00	OFFICE SUPPLIES	40,464	43,995	36,435	40,050	9.92%
51-01	STATIONERY	0	1,215	4,300	2,750	-36.05%
51-02	OTHER OFFICE SUPPLIES	71	1,463	3,200	3,150	-1.56%
51-04	NEW INSTALLATION	652	0	0	0	0.00%
51-06	RESALE SUPPLIES	0	0	0	10,000	100.00%
52-00	OPERATING SUPPLIES	365,392	403,838	294,670	299,856	1.76%
52-01	RECREATIONAL PGM. EXPEN	95,057	89,404	114,650	98,855	-13.78%
52-07	UNIFORMS	425	0	0	2,000	0.00%
52-09	OTHER CLOTHING	200	561	500	9,000	1700.00%
52-10	JANITORIAL SUPPLIES	1,647	953	20,804	26,804	28.84%
54-00	BOOKS, PUBS, SUBS, MEMB	23,243	5,939	800	1,550	93.75%
54-01	MEMBERSHIPS	5,226	16,726	25,329	25,163	-0.66%
54-02	BOOKS, PUBS, SUBS	0	81	5,500	6,447	17.22%
<b>TOTAL OPERATING EXPENSES</b>		<b>3,103,815</b>	<b>3,613,856</b>	<b>4,135,693</b>	<b>4,902,587</b>	<b>18.54%</b>
<b><u>NON-OPERATING EXPENSES</u></b>						
60-30	IMPROVEMENTS O/T BUILDING	0	0	50,000	0	-100.00%
60-40	MACHINERY EQUIP	27,645	109,307	102,550	22,866	-77.70%
60-70	VEHICLES	0	0	19,000	0	-100.00%
60-80	COMPUTER PURCHASES	0	4,980	0	0	0.00%
80-10	GUN PURCHASES	2,265	0	0	0	0.00%
91-00	TRANSFERS OUT	123,050	89,900	0	120,400	100.00%
92-01	TENNIS FUND	0	0	0	97,000	0.00%
99-01	OPERATING CONTINGENCY	0	0	150,000	150,000	0.00%
<b>TOTAL NON-OPERATING EXPENSES</b>		<b>152,960</b>	<b>204,187</b>	<b>321,550</b>	<b>390,266</b>	<b>21.37%</b>
<b>TOTAL EXPENSES</b>		<b>\$14,154,825</b>	<b>\$14,887,720</b>	<b>\$16,359,845</b>	<b>\$17,789,172</b>	<b>8.74%</b>



# Administration

---

---

**MAYOR & CITY COUNCIL****AUTHORIZED PERSONNEL:**

	1997 BASE BUDGET	1997 REVISED BUDGET	1998 DEPT REQUEST	1998 APPVD BUDGET
ELECTED OFFICIALS	7	7	7	7
SECRETARY	1	1	1	1



# FISCAL YEAR 1998

## BUDGET DETAIL

FUND: 001 MAYOR AND CITY COUNCIL

#	JOB TITLE	FY 98 APPROVED
MAYOR AND CITY COUNCIL		
1	Mayor	\$18,000
6	Council Members	72,000
1	Secretary to Mayor	36,648
8	Total Authorized Positions	126,648
	Regular Salaries	126,648
	Employer Payroll Expenses	34,654
	General & Merit Increase	977
		<u>\$162,279</u>

**FISCAL YEAR 1998  
BUDGET DETAIL  
MAYOR & COUNCIL**

001-0101-511

ACCOUNT DESCRIPTION		94 - 95	95 - 96	FY 97	FY 97 - 98	PERCENT
		ACTUALS	ACTUALS	ORIGINAL BUDGET	APPROVED	CHANGE FY 97- 98
<b><u>PERSONAL SERVICES</u></b>						
10-20	REGULAR SALARIES & WAGES	127,810	127,471	126,028	126,648	0.49%
25-00	OTHER FRINGE BENEFITS	27,736	2,071	0	0	0.00%
25-01	FICA	0	8,367	9,660	9,459	-2.08%
25-03	RETIREMENT CONTRIBUTIONS	0	1,422	1,982	1,654	-16.55%
25-04	LIFE/HEALTH INSURANCE	0	17,330	22,179	23,541	6.14%
29-00	GENERAL & MERIT INC.	0	0	1,883	977	-48.11%
<b>TOTAL PERSONAL SERVICES</b>		<b>155,546</b>	<b>156,661</b>	<b>161,732</b>	<b>162,279</b>	<b>0.34%</b>
<b><u>OPERATING EXPENSES</u></b>						
30-00	OPERATING EXPENDITURES	0	100	0	0	0.00%
30-10	AUTO MILEAGE	0	0	500	500	0.00%
40-01	TRAVEL	3,854	2,981	5,000	7,000	40.00%
41-00	COMMUNICATIONS	1,295	3,175	3,000	3,000	0.00%
46-00	REPAIR AND MAINTENANCE	0	154	200	200	0.00%
47-00	PRINTING AND BINDING	38	1,308	1,000	1,000	0.00%
47-06	DUPLICATING	402	302	500	500	0.00%
49-00	OTHER CURRENT CHARGES	13,006	1,732	0	0	0.00%
49-03	SPECIAL ECONOMIC DEV.	0	2,060	9,000	9,000	0.00%
51-00	OFFICE SUPPLIES	984	530	500	500	0.00%
51-02	OTHER OFFICE SUPPLIES	0	1,141	1,200	1,200	0.00%
54-01	MEMBERSHIPS	0	1,321	1,500	1,500	0.00%
<b>TOTAL OPERATING EXPENSES</b>		<b>19,579</b>	<b>14,804</b>	<b>22,400</b>	<b>24,400</b>	<b>8.93%</b>
<b><u>NON-OPERATING EXPENSES</u></b>						
60-40	MACHINERY EQUIP	0	4,242	0	0	0.00%
<b>TOTAL NON-OPERATING EXPENSES</b>		<b>0</b>	<b>4,242</b>	<b>0</b>	<b>0</b>	<b>0.00%</b>
<b>TOTAL EXPENSES</b>		<b>\$175,125</b>	<b>\$175,707</b>	<b>\$184,132</b>	<b>\$186,679</b>	<b>1.38%</b>



**CITY ATTORNEY**

**MAYOR AND CITY COUNCIL**

**CITY ATTORNEY**

**LEGAL ASSISTANT**

**AUTHORIZED PERSONNEL:**

	1997 BASE BUDGET	1997 REVISED BUDGET	1998 DEPT REQUEST	1998 APPROVED BUDGET
CITY ATTORNEY OFFICE	3	2	2	1

**FISCAL YEAR 1998  
BUDGET DETAIL**

**FUND: 001 CITY ATTORNEY**

#	JOB TITLE	FY 98 APPROVED
<b>CITY ATTORNEY</b>		
1	Legal Assistant	\$42,366
1	Total Authorized Positions	42,366
	Regular Salaries	42,366
	Employer Payroll Expenses	9,058
	General & Merit Increase	841
		<u>\$52,265</u>



**FISCAL YEAR 1998  
BUDGET DETAIL  
CITY ATTORNEY**

001-0201-514

ACCOUNT DESCRIPTION		94 - 95	95 - 96	FY 97 ORIGINAL BUDGET	FY 97 - 98 APPROVED	PERCENT CHANGE FY 97- 98
		ACTUALS	ACTUALS			
<b><u>PERSONAL SERVICES</u></b>						
10-20	REGULAR SALARIES & WAGES	151,501	155,574	153,600	42,366	-72.42%
25-00	OTHER FRINGE BENEFITS	27,070	950	0	0	0.00%
25-01	FICA	0	9,912	11,750	3,231	-72.50%
25-03	RETIREMENT CONTRIBUTIONS	0	8,502	9,779	1,912	-80.45%
25-04	LIFE/HEALTH INSURANCE	0	9,432	9,877	3,915	-60.36%
29-00	GENERAL & MERIT INC.	0	0	5,472	841	-84.63%
<b>TOTAL PERSONAL SERVICES</b>		<b>178,571</b>	<b>184,370</b>	<b>190,478</b>	<b>52,265</b>	<b>-72.56%</b>
<b><u>OPERATING EXPENSES</u></b>						
30-00	OPERATING EXPENDITURES	1,792	285	2,500	2,500	0.00%
30-10	AUTO MILEAGE	4,200	4,200	4,200	0	-100.00%
31-01	PROFESSIONAL SERVICES	587	482	22,149	24,649	11.29%
31-04	OTHER CONTRACTUAL SVCS	1,304	0	0	0	0.00%
31-09	OUTSIDE COUNSEL	0	0	0	150,354	100.00%
31-10	CABLE ATTORNEY EXPENSE	42,795	8,369	2,500	0	-100.00%
40-00	TRAVEL AND PER DIEM	922	0	0	0	0.00%
40-01	TRAVEL	4,080	4,435	5,000	500	-90.00%
40-02	SCHOOL AND TRAINING	365	781	1,000	1,000	0.00%
41-00	COMMUNICATIONS	1,685	1,594	1,700	1,700	0.00%
46-00	REPAIR AND MAINTENANCE	417	402	0	0	0.00%
46-04	EQUIP. MAINTENANCE	0	95	2,500	2,500	0.00%
47-06	DUPLICATING	657	712	1,000	1,000	0.00%
49-00	OTHER CURRENT CHARGES	848	2,300	2,500	2,500	0.00%
51-00	OFFICE SUPPLIES	732	163	0	0	0.00%
51-01	STATIONERY	0	852	1,500	1,500	0.00%
52-00	OPERATING SUPPLIES	2,675	4,958	0	0	0.00%
54-01	MEMBERSHIPS	3,741	2,524	2,500	500	-80.00%
54-02	BOOKS, PUBS, SUBS.	0	0	5,500	5,500	0.00%
<b>TOTAL OPERATING EXPENSES</b>		<b>66,800</b>	<b>32,152</b>	<b>54,549</b>	<b>194,203</b>	<b>256.02%</b>
<b><u>NON-OPERATING EXPENSES</u></b>						
60-40	MACHINERY EQUIP	2,613	0	8,000	8,000	0.00%
<b>TOTAL NON-OPERATING EXPENSES</b>		<b>2,613</b>	<b>0</b>	<b>8,000</b>	<b>8,000</b>	<b>0.00%</b>
<b>TOTAL EXPENSES</b>		<b>\$247,984</b>	<b>\$216,522</b>	<b>\$253,027</b>	<b>\$254,468</b>	<b>0.57%</b>

**MAYOR & CITY COUNCIL**

**CITY CLERK**

- 1 DEPUTY CITY CLERK
- 2 RECORDING SPECIALIST
- 1 SR. ADMINISTRATIVE SPECIALIST
- 1 ADMINISTRATIVE SPECIALIST I

**AUTHORIZED PERSONNEL:**

	1997 BASE BUDGET	1997 REVISED BUDGET	1998 DEPT REQUEST	1998 APPROVED BUDGET
CITY CLERK	6	6	6	6



# FISCAL YEAR 1998

## BUDGET DETAIL

FUND: 001 CITY CLERK

#	JOB TITLE	FY 98 APPROVED
CITY CLERK		
1	City Clerk	\$40,000
1	Deputy City Clerk	28,898
2	Recording Specialist	46,332
1	Sr. Administrative Specialist	22,239
1	Administrative Specialist I	19,384
6	Total Authorized Positions	156,853
	Regular Salaries	156,853
	Other Salaries & Wages	1,500
	Overtime	1,000
	Employer Payroll Expenses	43,004
	General & Merit Increase	3,095
		<u>\$205,452</u>

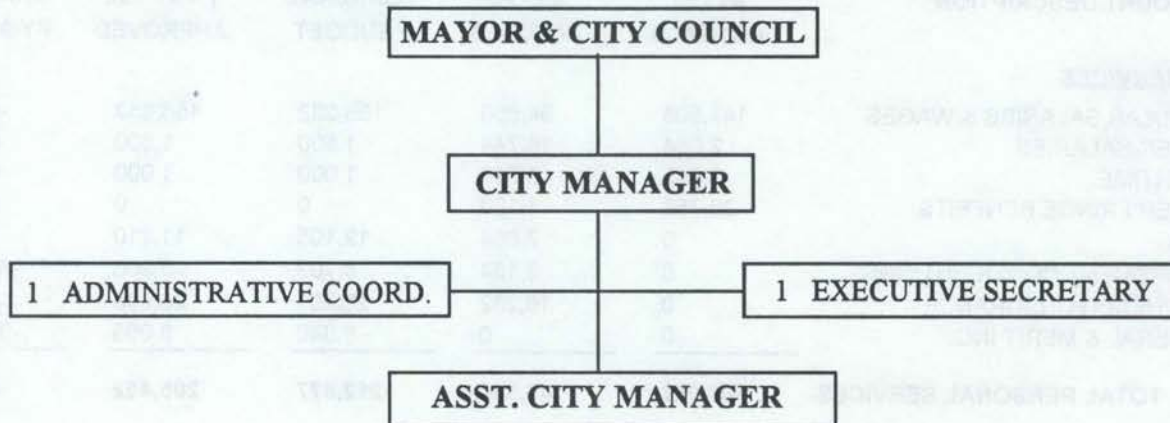
**FISCAL YEAR 1998  
BUDGET DETAIL  
CITY CLERK**

001-0301-519

ACCOUNT DESCRIPTION		94 - 95	95 - 96	FY 97	FY 97 - 98	PERCENT
		ACTUALS	ACTUALS	ORIGINAL BUDGET	APPROVED	CHANGE FY 97- 98
<b><u>PERSONAL SERVICES</u></b>						
10-20	REGULAR SALARIES & WAGES	147,505	94,660	158,232	156,853	-0.87%
10-30	OTHER SALARIES	2,084	16,744	1,500	1,500	0.00%
10-40	OVERTIME	3,745	3,510	1,000	1,000	0.00%
25-00	OTHER FRINGE BENEFITS	26,758	1,100	0	0	0.00%
25-01	FICA	0	7,864	12,105	11,210	-7.39%
25-03	RETIREMENT CONTRIBUTIONS	0	3,184	8,703	5,906	-32.14%
25-04	LIFE/HEALTH INSURANCE	0	16,282	26,297	25,888	-1.56%
29-00	GENERAL & MERIT INC.	0	0	5,040	3,095	-38.59%
<b>TOTAL PERSONAL SERVICES</b>		<b>180,092</b>	<b>143,344</b>	<b>212,877</b>	<b>205,452</b>	<b>-3.49%</b>
<b><u>OPERATING EXPENSES</u></b>						
30-00	OPERATING EXPENDITURES	2	1,389	2,000	2,000	0.00%
31-01	PROFESSIONAL SERVICES	8,888	22,630	11,500	11,500	0.00%
40-01	TRAVEL	1,699	1,179	1,500	2,500	66.67%
40-02	SCHOOL AND TRAINING	3,168	1,350	2,500	2,500	0.00%
41-00	COMMUNICATIONS	1,961	2,107	2,500	2,500	0.00%
46-00	REPAIR AND MAINTENANCE	2,570	628	2,000	2,000	0.00%
47-01	LEGAL ADS	9,615	10,614	11,500	11,500	0.00%
47-03	COUNCIL PACKETS	5,103	4,411	7,000	7,000	0.00%
47-06	DUPLICATING	1,771	2,659	3,000	3,000	0.00%
49-00	OTHER CURRENT CHARGES	513	1,414	1,500	1,500	0.00%
51-00	OFFICE SUPPLIES	3,693	2,488	2,500	3,050	22.00%
51-01	STATIONERY & PAPER	0	363	1,550	0	-100.00%
52-00	OPERATING SUPPLIES	2,137	4,395	2,500	2,500	0.00%
54-00	BOOKS, PUBS, SUBS, MEMBS	634	0	0	200	100.00%
54-01	MEMBERSHIPS	0	1,228	1,500	1,300	-13.33%
<b>TOTAL OPERATING EXPENSES</b>		<b>41,754</b>	<b>56,855</b>	<b>53,050</b>	<b>53,050</b>	<b>0.00%</b>
<b><u>NON-OPERATING EXPENSES</u></b>						
60-40	MACHINERY EQUIP	0	18,815	0	0	0.00%
<b>TOTAL NON-OPERATING EXPENSES</b>		<b>0</b>	<b>18,815</b>	<b>0</b>		<b>0.00%</b>
<b>TOTAL EXPENSES</b>		<b>\$221,846</b>	<b>\$219,014</b>	<b>\$265,927</b>	<b>\$258,502</b>	<b>-2.79%</b>



# CITY MANAGER



## AUTHORIZED PERSONNEL:

	1997 BASE BUDGET	1997 REVISED BUDGET	1998 DEPT REQUEST	1998 APPROVED BUDGET
ADMINISTRATION	4	4	4	4

# FISCAL YEAR 1998

## BUDGET DETAIL

FUND: 001 CITY MANAGER

#	JOB TITLE	FY 98 APPROVED
CITY MANAGER		
1	City Manager	\$94,000
1	Assistant City Manager	83,056
1	Administrative Coordinator	26,165
1	Executive Secretary	25,092
4	Total Authorized Positions	228,313
	Regular Salaries	228,313
	Other Salaries & Wages	2,000
	Overtime	800
	Employer Payroll Expenses	50,345
	General & Merit Increase	4,947
		<u>\$286,405</u>



**FISCAL YEAR 1998  
BUDGET DETAIL  
CITY MANAGER**

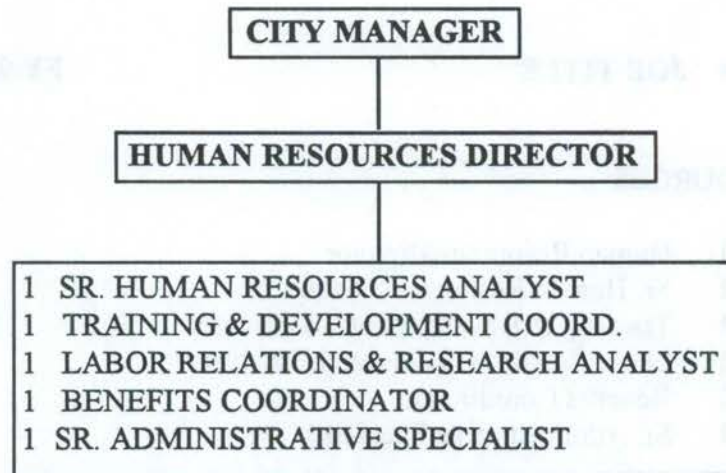
001-0401-512

ACCOUNT DESCRIPTION		94 - 95 ACTUALS	95 - 96 ACTUALS	FY 97 ORIGINAL BUDGET	FY 97 - 98 APPROVED	PERCENT CHANGE FY 97- 98
<b><u>PERSONAL SERVICES</u></b>						
10-20	REGULAR SALARIES & WAGES	203,252	216,721	213,677	228,313	6.85%
10-30	OTHER SALARIES	1,475	1,151	2,000	2,000	0.00%
10-40	OVERTIME	768	1,111	800	800	0.00%
25-00	OTHER FRINGE BENEFITS	38,385	1,595	0	0	0.00%
25-01	FICA	0	13,252	16,346	17,171	5.05%
25-03	RETIREMENT CONTRIBUTIONS	0	13,516	15,101	16,254	7.64%
25-04	LIFE/HEALTH INSURANCE	0	14,438	15,995	16,920	5.78%
29-00	GENERAL & MERIT INCREASES	0	0	7,661	4,947	-35.43%
<b>TOTAL PERSONAL SERVICES</b>		<b>243,880</b>	<b>261,784</b>	<b>271,580</b>	<b>286,405</b>	<b>5.46%</b>
<b><u>OPERATING EXPENSES</u></b>						
30-00	OPERATING EXPENDITURES	5,148	4,306	4,500	4,500	0.00%
30-10	AUTO MILEAGE	4,200	4,200	4,200	4,200	0.00%
40-01	TRAVEL	70	272	500	500	0.00%
40-02	SCHOOL AND TRAINING	911	1,330	1,200	1,200	0.00%
41-00	COMMUNICATIONS	2,528	2,037	2,700	2,700	0.00%
46-00	REPAIR AND MAINTENANCE	417	209	400	400	0.00%
47-00	PRINTING AND BINDING	724	827	1,000	1,000	0.00%
47-06	DUPLICATING	2,160	2,647	2,000	2,000	0.00%
51-00	OFFICE SUPPLIES	2,823	5,542	3,200	3,200	0.00%
54-00	BOOKS, PUBS, SUBS, MEMBS	441	0	0	0	0.00%
54-01	MEMBERSHIPS	0	60	400	400	0.00%
<b>TOTAL OPERATING EXPENSES</b>		<b>19,422</b>	<b>21,430</b>	<b>20,100</b>	<b>20,100</b>	<b>0.00%</b>
<b><u>NON-OPERATING EXPENSES</u></b>						
60-40	MACHINERY EQUIP	1,544	0	0	0	0.00%
<b>TOTAL NON-OPERATING EXPENSES</b>		<b>1,544</b>	<b>0</b>	<b>0</b>	<b>0</b>	<b>0.00%</b>
<b>TOTAL EXPENSES</b>		<b>\$264,846</b>	<b>\$283,214</b>	<b>\$291,680</b>	<b>\$306,505</b>	<b>5.08%</b>

---

---

## HUMAN RESOURCES



### AUTHORIZED PERSONNEL:

	1997 BASE BUDGET	1997 REVISED BUDGET	1998 DEPT REQUEST	1998 APPROVED BUDGET
HUMAN RESOURCES	6	6	6	6



# FISCAL YEAR 1998

## BUDGET DETAIL

**FUND: 001 HUMAN RESOURCES**

#	JOB TITLE	FY 98 APPROVED
HUMAN RESOURCES		
1	Human Resources Director	\$58,440
1	Sr. Human Resources Analyst	38,000
1	Training & Development Coordinator	36,750
1	Labor Relations & Research Analyst	32,271
1	Benefits Coordinator	28,898
1	Sr. Administrative Specialist	27,123
6	Total Authorized Positions	221,482
	Regular Salaries	221,482
	Other Salaries & Wages	6,000
	Overtime	500
	Employer Payroll Expenses	53,024
	General & Merit Increase	4,434
		<u>\$285,440</u>

**FISCAL YEAR 1998  
DETAIL BUDGET  
HUMAN RESOURCES**

001-0403-551

ACCOUNT DESCRIPTION		94 - 95	95 - 96	FY 97	FY 97 - 98	PERCENT
		ACTUALS	ACTUALS	ORIGINAL BUDGET	APPROVED	CHANGE FY 97- 98
<b><u>PERSONAL SERVICES</u></b>						
10-20	REGULAR SALARIES & WAGES	190,028	197,771	203,568	221,482	8.80%
10-30	OTHER SALARIES & WAGES	2,292	1,981	6,000	6,000	0.00%
10-40	OVERTIME	729	265	500	500	0.00%
25-00	OTHER FRINGE BENEFITS	37,264	1,374	0	0	0.00%
25-01	FICA	0	13,878	15,573	16,173	3.85%
25-03	RETIREMENT CONTRIBUTIONS	0	8,826	12,564	11,676	-7.07%
25-04	LIFE/HEALTH INSURANCE	0	19,804	23,887	25,175	5.39%
29-00	GENERAL & MERIT INC.	0	0	5,985	4,434	-25.91%
<b>TOTAL PERSONAL SERVICES</b>		<b>230,313</b>	<b>243,899</b>	<b>268,077</b>	<b>285,440</b>	<b>6.48%</b>
<b><u>OPERATING EXPENSES</u></b>						
30-00	OPERATING EXPENDITURES	1,520	739	1,365	1,365	0.00%
30-10	AUTO MILEAGE	28	229	460	460	0.00%
31-00	PROFESSIONAL SERVICES	27,895	43,455	4,100	5,100	24.39%
31-01	PROFESSIONAL SERVICES	0	0	27,000	27,000	0.00%
31-04	OTHER CONTRACTUAL SVCS	0	0	7,500	7,200	-4.00%
31-07	MEDICAL SERVICES	0	0	30,910	32,550	5.31%
40-01	TRAVEL	2,490	3,127	500	500	0.00%
40-02	SCHOOL AND TRAINING	1,608	1,930	4,750	4,750	0.00%
41-00	COMMUNICATIONS	2,752	2,746	5,000	5,000	0.00%
46-00	REPAIR AND MAINTENANCE	87	87	150	150	0.00%
47-00	PRINTING AND BINDING	3,392	1,019	2,827	2,627	-7.07%
47-02	ADVERTISING (NON LEGAL)	3,927	5,585	6,000	6,000	0.00%
47-06	DUPLICATING	5,018	5,196	5,000	2,460	-50.80%
49-00	OTHER CURRENT CHARGES	0	231	0	0	0.00%
49-04	EMPLOYEE DEVELOPMENT	1,799	2,801	6,860	6,860	0.00%
51-00	OFFICE SUPPLIES	2,459	2,923	0	0	0.00%
51-01	STATIONERY & PAPER	0	0	1,250	1,250	0.00%
51-02	OTHER OFFICE SUPPLIES	0	0	1,250	1,250	0.00%
52-00	OPERATING SUPPLIES	1,050	1,145	2,000	2,000	0.00%
54-00	BOOKS, PUBS, SUBS, MEMBS	1,256	638	0	0	0.00%
54-01	MEMBERSHIPS	0	823	1,918	2,318	20.86%
<b>TOTAL OPERATING EXPENSES</b>		<b>55,281</b>	<b>72,674</b>	<b>108,840</b>	<b>108,840</b>	<b>0.00%</b>
<b>TOTAL EXPENSES</b>		<b>\$285,594</b>	<b>\$316,573</b>	<b>\$376,917</b>	<b>\$394,280</b>	<b>4.61%</b>



# PLANNING

**CITY MANAGER**

**PLANNING DIRECTOR**

- 1 SR. PLANNER
- 3 PLANNER II\*
- 1 PLANNER I
- 1 SR. ADMINISTRATIVE SPECIALIST
- 1 ADMINISTRATIVE SPECIALIST I

## AUTHORIZED PERSONNEL:

	1997 BASE BUDGET	1997 REVISED BUDGET	1998 DEPT REQUEST	1998 APPROVED BUDGET
PLANNING	7	7	8	8

\*1/3 of salary and benefits of a Planner II is paid by Community Development Block Grant.

**FISCAL YEAR 1998  
BUDGET DETAIL**

**FUND: 001 PLANNING**

#	JOB TITLE	FY 98 APPROVED
PLANNING		
1	Planning Director	\$66,214
1	Sr. Planner	47,285
3	Planner II*	103,200
1	Planner I	28,632
1	Sr. Administrative Specialist	27,123
1	Administrative Specialist I	19,384
8	Total Authorized Positions	291,838
	Regular Salaries	291,838
	Other Salaries & Wages	4,500
	Overtime	1,500
	Employer Payroll Expenses	69,867
	General & Merit Increase	5,661
		<u>\$373,366</u>

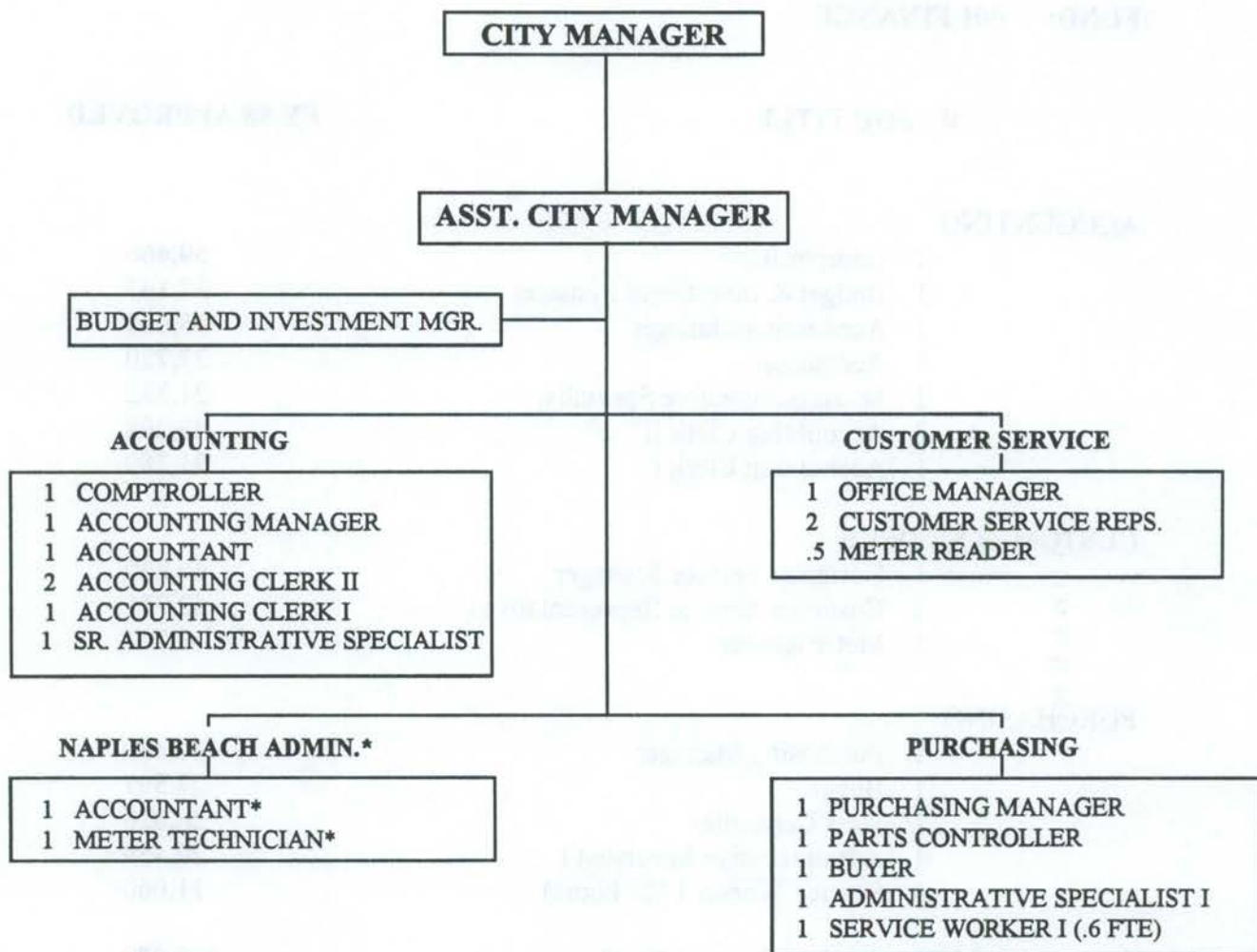
\*1/3 salary and benefits of a Planner II is paid by Community Development Block Grant.



**FISCAL YEAR 1998  
BUDGET DETAIL  
PLANNING**

001-0504-515

ACCOUNT DESCRIPTION		94 - 95 ACTUALS	95 - 96 ACTUALS	FY 97 ORIGINAL BUDGET	FY 97 - 98 APPROVED	PERCENT CHANGE FY 97 - 98
<b><u>PERSONAL SERVICES</u></b>						
10-20	REGULAR SALARIES & WAGES	253,147	247,490	250,179	291,838	16.65%
10-30	OTHER SALARIES	819	3,062	4,500	4,500	0.00%
10-40	OVERTIME	2,494	1,283	1,250	1,500	20.00%
25-00	OTHER FRINGE BENEFITS	47,294	1,793	0	0	0.00%
25-01	FICA	0	17,658	19,139	22,718	18.70%
25-03	RETIREMENT CONTRIBUTIONS	0	10,458	12,812	14,435	12.67%
25-04	LIFE/HEALTH INSURANCE	0	22,226	27,178	32,714	20.37%
29-00	GENERAL & MERIT INC.	0	0	8,165	5,661	-30.67%
<b>TOTAL PERSONAL SERVICES</b>		<b>303,754</b>	<b>303,970</b>	<b>323,223</b>	<b>373,366</b>	<b>15.51%</b>
<b><u>OPERATING EXPENSES</u></b>						
30-00	OPERATING EXPENDITURES	6,422	6,714	4,284	6,029	40.73%
30-10	AUTO MILEAGE	262	52	50	50	0.00%
31-01	PROFESSIONAL SERVICES	0	21,542	5,000	3,500	-30.00%
40-01	TRAVEL	2,613	2,720	2,200	2,900	31.82%
40-02	SCHOOL AND TRAINING	4,023	4,364	5,100	5,150	0.98%
41-00	COMMUNICATIONS	3,252	3,616	4,000	3,200	-20.00%
42-10	EQUIP. SERVICES - REPAIRS	0	172	666	1,000	50.15%
42-11	EQUIP. SERVICES - FUEL	0	406	84	100	19.05%
43-00	UTILITY SERVICES	3,391	3,062	0	0	0.00%
43-01	ELECTRICITY	0	0	3,150	3,000	-4.76%
44-01	BUILDING RENTAL	17,000	18,133	18,700	20,400	9.09%
46-00	REPAIR AND MAINTENANCE	1,609	1,406	1,500	4,825	221.67%
47-00	PRINTING AND BINDING	8,641	1,807	5,000	2,000	-60.00%
47-01	LEGAL ADS	0	3,123	12,920	10,000	-22.60%
47-06	DUPLICATING	1,938	2,873	6,500	4,700	-27.69%
51-00	OFFICE SUPPLIES	3,699	3,907	4,000	5,500	37.50%
54-00	BOOKS, PUBS, SUBS, MEMBS	5,327	423	0	0	0.00%
54-01	MEMBERSHIPS	0	2,754	4,000	3,750	-6.25%
<b>TOTAL OPERATING EXPENSES</b>		<b>58,177</b>	<b>77,074</b>	<b>77,154</b>	<b>76,104</b>	<b>-1.36%</b>
<b><u>NON-OPERATING EXPENSES</u></b>						
60-40	MACHINERY EQUIP	0	0	0	2,000	100.00%
<b>TOTAL NON-OPERATING EXPENSES</b>		<b>0</b>	<b>0</b>	<b>0</b>	<b>2,000</b>	<b>100.00%</b>
<b>TOTAL EXPENSES</b>		<b>\$361,931</b>	<b>\$381,044</b>	<b>\$400,377</b>	<b>\$451,470</b>	<b>12.76%</b>



## AUTHORIZED PERSONNEL:

	1997 BASE BUDGET	1997 REVISED BUDGET	1998 DEPT REQUEST	1998 APPROVED BUDGET
ADMIN. & ACCOUNTING	8	8	8	8
CUSTOMER SERVICE	3.5	3.5	3.5	3.5
PURCHASING	4.2	4.2	4.6	4.6
NAPLES BEACH ADMIN*	2	2	2	2

\*Naples Beach Special Revenue Fund



**FISCAL YEAR 1998  
BUDGET DETAIL**

**FUND: 001 FINANCE**

**# JOB TITLE**

**FY 98 APPROVED**

**ACCOUNTING**

1	Comptroller	59,466
1	Budget & Investment Manager	37,163
1	Accounting Manager	35,000
1	Accountant	27,720
1	Sr. Administrative Specialist	21,332
2	Accounting Clerk II	43,208
1	Accounting Clerk I	21,280

**CUSTOMER SERVICE**

1	Customer Service Manager	40,230
2	Customer Service Representatives	42,771
.5	Meter Reader	9,287

**PURCHASING**

1	Purchasing Manager	44,480
1	Buyer	27,597
1	Parts Controller	26,026
1	Administrative Specialist I	20,459
.6	Service Worker I (25 hours)	11,060

16.1	Total Authorized Positions	467,079
------	----------------------------	---------

	Regular Salaries	467,079
	Other Salaries & Wages	14,260
	Overtime	4,207
	Employer Payroll Expenses	110,859
	General & Merit Increase	9,245

**\$605,650**

**FISCAL YEAR 1998  
BUDGET DETAIL  
FINANCE  
DEPARTMENT SUMMARY**

ACCOUNT DESCRIPTION		94 - 95	95 - 96	FY 97	FY 97 - 98	PERCENT
		ACTUALS	ACTUALS	ORIGINAL BUDGET	APPROVED	CHANGE FY 97- 98
<b><u>PERSONAL SERVICES</u></b>						
10-20	REGULAR SALARIES & WAGES	485,032	440,971	422,387	467,079	10.58%
10-30	OTHER SALARIES	2,118	12,547	13,800	14,260	3.33%
10-40	OVERTIME	6,517	2,527	4,207	4,207	0.00%
25-00	OTHER FRINGE BENEFITS	99,364	3,343	0	0	0.00%
25-01	FICA	0	32,876	32,312	34,696	7.38%
25-03	RETIREMENT CONTRIBUTIONS	0	15,748	21,793	18,174	-16.61%
25-04	LIFE/HEALTH INSURANCE	0	44,305	45,200	57,989	28.29%
29-00	GENERAL & MERIT INC.	0	0	14,882	9,245	-37.88%
<b>TOTAL PERSONAL SERVICES</b>		<b>593,031</b>	<b>552,317</b>	<b>554,581</b>	<b>605,650</b>	<b>9.21%</b>
<b><u>OPERATING EXPENSES</u></b>						
30-00	OPERATING EXPENDITURES	12,457	10,014	11,020	11,100	0.73%
30-10	AUTO MILEAGE	0	0	150	100	-33.33%
31-01	PROFESSIONAL SERVICES	60,618	0	0	0	0.00%
31-02	ACCOUNTING & AUDITING	0	61,381	71,000	70,000	-1.41%
31-04	OTHER CONTRACTUAL SVCS	27,898	47,720	50,100	50,100	0.00%
40-00	TRAVEL AND PER DIEM	0	69	0	0	0.00%
40-01	TRAVEL	4,667	4,557	6,432	6,527	1.48%
40-02	SCHOOL AND TRAINING	1,210	1,845	3,090	3,385	9.55%
41-00	COMMUNICATIONS	7,299	7,688	5,800	6,780	16.90%
41-01	TELEPHONE	0	0	760	760	0.00%
41-02	FAX & MODEMS	0	0	720	1,978	174.72%
42-01	VEHICLES & EQUIPMENT	6,163	0	0	0	0.00%
42-02	POSTAGE & FREIGHT	12,528	12,313	15,000	15,000	0.00%
42-10	EQUIP. SERVICES - REPAIRS	0	437	764	6,800	790.05%
42-11	EQUIP. SERVICES - FUEL	0	603	436	1,450	232.57%
43-00	UTILITY SERVICES	5,043	2,071	0	0	0.00%
43-01	ELECTRICITY	0	0	2,000	2,000	0.00%
44-00	RENTALS & LEASES	0	0	0	1,935	
44-01	BUILDING RENTAL	18,900	18,900	18,900	18,900	0.00%
44-02	EQUIPMENT RENTAL	183	0	0	0	0.00%
46-00	REPAIR AND MAINTENANCE	5,028	4,801	4,940	4,370	-11.54%
46-03	EQUIP. MAINT. CONTRACTS	454	387	500	390	-22.00%
47-00	PRINTING AND BINDING	11,250	9,671	4,550	6,775	48.90%
47-01	LEGAL ADS	0	0	1,600	1,500	-6.25%
47-06	DUPLICATING	1,418	1,207	2,000	1,600	-20.00%
51-00	OFFICE SUPPLIES	3,104	2,333	2,400	2,700	12.50%
51-02	OTHER OFFICE SUPPLIES	0	313	650	600	-7.69%
52-00	OPERATING SUPPLIES	1,318	981	930	800	-13.98%
54-00	BOOKS, PUBS, SUBS, MEMBS	548	0	0	0	0.00%
54-01	MEMBERSHIPS	553	1,270	1,100	850	-22.73%
54-02	BOOKS, PUBS, SUBS.	0	47	0	300	100.00%
<b>TOTAL OPERATING EXPENSES</b>		<b>180,639</b>	<b>188,608</b>	<b>204,842</b>	<b>216,700</b>	<b>5.79%</b>



**FISCAL YEAR 1998  
BUDGET DETAIL  
FINANCE  
DEPARTMENT SUMMARY**

CONTINUED

ACCOUNT DESCRIPTION	94 - 95 ACTUALS	95 - 96 ACTUALS	FY 97 ORIGINAL BUDGET	FY 97 - 98 APPROVED	PERCENT CHANGE FY 97 - 98
<b><u>NON-OPERATING EXPENSES</u></b>					
60-40 MACHINERY EQUIP	6,821	577	0	0	0.00%
<b>TOTAL NON-OPERATING EXPENSES</b>	<b>6,821</b>	<b>577</b>	<b>0</b>	<b>0</b>	<b>0.00%</b>
<b>TOTAL EXPENSES</b>	<b>\$780,491</b>	<b>\$741,502</b>	<b>\$759,423</b>	<b>\$822,350</b>	<b>8.29%</b>

**FISCAL YEAR 1998  
BUDGET DETAIL  
FINANCE  
ACCOUNTING**

001-0706-513

ACCOUNT DESCRIPTION		94 - 95 ACTUALS	95 - 96 ACTUALS	FY 97 ORIGINAL BUDGET	FY 97 - 98 APPROVED	PERCENT CHANGE FY 97- 98
<b><u>PERSONAL SERVICES</u></b>						
10-20	REGULAR SALARIES & WAGES	266,692	242,616	233,767	245,169	4.88%
10-30	OTHER SALARIES	2,118	11,155	5,000	10,460	109.20%
10-40	OVERTIME	2,101	1,303	1,500	1,500	0.00%
25-00	OTHER FRINGE BENEFITS	48,796	1,706	0	0	0.00%
25-01	FICA	0	18,353	17,883	18,167	1.59%
25-03	RETIREMENT CONTRIBUTIONS	0	8,726	12,211	9,297	-23.86%
25-04	LIFE/HEALTH INSURANCE	0	19,915	20,898	29,940	43.27%
29-00	GENERAL & MERIT INC.	0	0	8,242	4,854	-41.11%
<b>TOTAL PERSONAL SERVICES</b>		<b>319,707</b>	<b>303,774</b>	<b>299,501</b>	<b>319,387</b>	<b>6.64%</b>
<b><u>OPERATING EXPENSES</u></b>						
30-00	OPERATING EXPENDITURES	8,943	7,867	9,000	9,000	0.00%
31-01	PROFESSIONAL SERVICES	60,618	0	0	0	0.00%
31-02	ACCOUNTING & AUDITING	0	61,381	71,000	70,000	-1.41%
31-04	OTHER CONTRACTUAL SVCS	5,792	5,419	6,100	6,100	0.00%
40-00	TRAVEL AND PER DIEM	0	69	0	0	0.00%
40-01	TRAVEL	2,083	2,962	2,500	2,000	-20.00%
40-02	SCHOOL AND TRAINING	880	1,017	1,000	1,500	50.00%
41-00	COMMUNICATIONS	3,780	3,832	4,000	4,500	12.50%
46-03	EQUIP. MAINT. CONTRACTS	454	387	500	390	-22.00%
47-00	PRINTING AND BINDING	3,271	5,012	3,600	5,775	60.42%
47-06	DUPLICATING	1,056	937	1,500	1,300	-13.33%
51-00	OFFICE SUPPLIES	1,686	1,803	1,800	2,000	11.11%
52-00	OPERATING SUPPLIES	810	461	0	0	0.00%
54-01	MEMBERSHIPS	553	785	650	400	-38.46%
54-02	BOOKS, PUBS, SUBS.	0	47	0	300	100.00%
<b>TOTAL OPERATING EXPENSES</b>		<b>89,926</b>	<b>91,979</b>	<b>101,650</b>	<b>103,265</b>	<b>1.59%</b>
<b><u>NON-OPERATING EXPENSES</u></b>						
60-40	MACHINERY EQUIP	6,821	0	0	0	0.00%
<b>TOTAL NON-OPERATING EXPENSES</b>		<b>6,821</b>	<b>0</b>	<b>0</b>	<b>0</b>	<b>0.00%</b>
<b>TOTAL EXPENSES</b>		<b>\$416,454</b>	<b>\$395,753</b>	<b>\$401,151</b>	<b>\$422,652</b>	<b>5.36%</b>



**FISCAL YEAR 1998  
BUDGET DETAIL  
FINANCE  
CUSTOMER SERVICE**

001-0707-513

ACCOUNT DESCRIPTION		94 - 95	95 - 96	FY 97	FY 97 - 98	PERCENT
		ACTUALS	ACTUALS	ORIGINAL BUDGET	APPROVED	CHANGE FY 97- 98
<b><u>PERSONAL SERVICES</u></b>						
10-20	REGULAR SALARIES & WAGES	118,220	82,810	76,841	92,288	20.10%
10-30	OTHER SALARIES	0	1,392	8,000	3,000	-62.50%
10-40	OVERTIME	4,278	1,161	2,507	2,507	0.00%
25-00	OTHER FRINGE BENEFITS	33,132	800	0	0	0.00%
25-01	FICA	0	6,035	5,878	6,762	15.04%
25-03	RETIREMENT CONTRIBUTIONS	0	3,067	4,026	3,527	-12.39%
25-04	LIFE/HEALTH INSURANCE	0	12,008	11,240	13,825	23.00%
29-00	GENERAL & MERIT INC.	0	0	2,708	1,825	-32.61%
<b>TOTAL PERSONAL SERVICES</b>		<b>155,630</b>	<b>107,273</b>	<b>111,200</b>	<b>123,734</b>	<b>11.27%</b>
<b><u>OPERATING EXPENSES</u></b>						
30-00	OPERATING EXPENDITURES	1,200	167	100	300	200.00%
31-04	OTHER CONTRACTUAL SVCS	22,106	42,301	44,000	44,000	0.00%
40-01	TRAVEL	1,041	253	1,750	1,635	-6.57%
40-02	SCHOOL AND TRAINING	330	330	1,000	885	-11.50%
41-00	COMMUNICATIONS	2,341	2,679	1,800	2,280	26.67%
42-01	VEHICLES & EQUIPMENT	5,139	0	0	0	0.00%
42-02	POSTAGE & FREIGHT	12,528	12,313	15,000	15,000	0.00%
42-10	EQUIP. SERVICES - REPAIRS	0	0	0	4,800	100.00%
42-11	EQUIP. SERVICES - FUEL	0	0	0	1,000	100.00%
44-02	EQUIPMENT RENTAL	183	0	0	0	0.00%
46-00	REPAIR AND MAINTENANCE	3,104	1,825	2,220	1,650	-25.68%
47-00	PRINTING AND BINDING	5,791	2,112	350	400	14.29%
47-06	DUPLICATING	275	241	300	100	-66.67%
51-00	OFFICE SUPPLIES	788	486	600	700	16.67%
52-00	OPERATING SUPPLIES	314	202	130	300	130.77%
<b>TOTAL OPERATING EXPENSES</b>		<b>55,140</b>	<b>62,909</b>	<b>67,250</b>	<b>73,050</b>	<b>8.62%</b>
<b>TOTAL EXPENSES</b>		<b>\$210,770</b>	<b>\$170,182</b>	<b>\$178,450</b>	<b>\$196,784</b>	<b>10.27%</b>

**FISCAL YEAR 1998  
BUDGET DETAIL  
FINANCE  
PURCHASING**

001-0708-513

ACCOUNT DESCRIPTION		94 - 95	95 - 96	FY 97 ORIGINAL BUDGET	FY 97 - 98 APPROVED	PERCENT CHANGE FY 97- 98
		ACTUALS	ACTUALS			
<b><u>PERSONAL SERVICES</u></b>						
10-20	REGULAR SALARIES & WAGES	100,120	115,545	111,779	129,622	15.96%
10-30	OTHER SALARIES	0	0	800	800	0.00%
10-40	OVERTIME	138	63	200	200	0.00%
25-00	OTHER FRINGE BENEFITS	17,436	837	0	0	0.00%
25-01	FICA	0	8,488	8,551	9,767	14.22%
25-03	RETIREMENT CONTRIBUTIONS	0	3,955	5,556	5,350	-3.71%
25-04	LIFE/HEALTH INSURANCE	0	12,382	13,062	14,224	8.90%
29-00	GENERAL & MERIT INC.	0	0	3,932	2,566	-34.74%
<b>TOTAL PERSONAL SERVICES</b>		<b>117,694</b>	<b>141,270</b>	<b>143,880</b>	<b>162,529</b>	<b>12.96%</b>
<b><u>OPERATING EXPENSES</u></b>						
30-00	OPERATING EXPENDITURES	2,314	1,980	1,920	1,800	-6.25%
30-10	AUTO MILEAGE	0	0	150	100	-33.33%
40-01	TRAVEL	1,543	1,342	2,182	2,892	32.54%
40-02	SCHOOL AND TRAINING	0	498	1,090	1,000	-8.26%
41-00	COMMUNICATIONS	1,178	1,177	0	0	0.00%
41-01	TELEPHONE	0	0	760	760	0.00%
41-02	FAX & MODEMS	0	0	720	1,978	174.72%
42-01	VEHICLES & EQUIPMENT	1,024	0	0	0	0.00%
42-10	EQUIP. SERVICES - REPAIRS	0	437	764	2,000	161.78%
42-11	EQUIP. SERVICES - FUEL	0	603	436	450	3.21%
43-00	UTILITY SERVICES	5,043	2,071	0	0	0.00%
43-01	ELECTRICITY	0	0	2,000	2,000	0.00%
44-01	RENTALS & LEASES	0	0	0	1,935	
44-01	BUILDING RENTAL	18,900	18,900	18,900	18,900	0.00%
46-00	REPAIR AND MAINTENANCE	1,924	2,976	2,720	2,720	0.00%
47-00	PRINTING AND BINDING	2,188	2,547	600	600	0.00%
47-01	LEGAL ADS	0	0	1,600	1,500	-6.25%
47-06	DUPLICATING	87	29	200	200	0.00%
51-00	OFFICE SUPPLIES	630	44	0	0	0.00%
51-02	OTHER OFFICE SUPPLIES	0	313	650	600	-7.69%
52-00	OPERATING SUPPLIES	194	318	800	500	-37.50%
54-00	BOOKS, PUBS, SUBS, MEMBS	548	0	0	0	0.00%
54-01	MEMBERSHIPS	0	485	450	450	0.00%
<b>TOTAL OPERATING EXPENSES</b>		<b>35,573</b>	<b>33,720</b>	<b>35,942</b>	<b>40,385</b>	<b>12.36%</b>
<b><u>NON-OPERATING EXPENSES</u></b>						
60-40	MACHINERY EQUIP	0	577	0	0	0.00%
<b>TOTAL NON-OPERATING EXPENSES</b>		<b>0</b>	<b>577</b>	<b>0</b>	<b>0</b>	<b>0.00%</b>
<b>TOTAL EXPENSES</b>		<b>\$153,267</b>	<b>\$175,567</b>	<b>\$179,822</b>	<b>\$202,914</b>	<b>12.84%</b>



# FISCAL YEAR 1998

## BUDGET DETAIL

**FUND: 001 NON DEPARTMENTAL**

**# JOB TITLE**

**FY 98 APPROVED**

### FACILITIES MAINTENANCE

1	Facilities Maintenance Supervisor	\$36,169
1	Lead Tradesworker	26,892
1	Tradesworker	24,141
1	Crew Leader I	22,191
1.9	Service Worker II	35,997
4	Service Worker I	73,731

9.9	Total Authorized Positions	219,121
-----	----------------------------	---------

	Regular Salaries	219,121
	Overtime	3,960
	Employer Payroll Expenses	60,427
	General & Merit Increase	4,326
		<u>\$287,834</u>

**FISCAL YEAR 1998  
BUDGET DETAIL  
GENERAL FUND  
TOTAL NON-DEPARTMENTAL**

ACCOUNT DESCRIPTION		94 - 95 ACTUALS	95 - 96 ACTUALS	FY 97 ORIGINAL BUDGET	FY 97 - 98 APPROVED	PERCENT CHANGE FY 97- 98
<b><u>PERSONAL SERVICES</u></b>						
10-20	REGULAR SALARIES & WAGES	98	52,500	170,939	219,121	28.19%
10-40	OVERTIME	148	0	3,960	3,960	0.00%
25-00	OTHER FRINGE BENEFITS	1,827	0	13,077	16,231	24.12%
25-03	RETIREMENT CONTRIBUTIONS	0	0	8,755	7,845	-10.39%
25-04	LIFE/HEALTH INSURANCE	0	0	30,205	36,351	20.35%
29-00	GENERAL & MERIT INC.	0	0	15,793	14,326	-9.29%
<b>TOTAL PERSONAL SERVICES</b>		<b>2,073</b>	<b>52,500</b>	<b>242,729</b>	<b>297,834</b>	<b>22.70%</b>
<b><u>OPERATING EXPENSES</u></b>						
30-00	OPERATING EXPENDITURES	890	6,413	12,300	14,000	13.82%
31-01	PROFESSIONAL SERVICES	25,979	12,671	220,000	218,000	-0.91%
31-04	OTHER CONTRACTUAL SVCS	26,179	4,225	27,950	27,950	0.00%
31-50	ELECTION EXPENSE	985	39,647	6,000	45,000	650.00%
40-02	SCHOOL AND TRAINING	0	0	300	300	0.00%
41-00	COMMUNICATIONS	10,861	17,783	3,850	6,900	79.22%
42-00	TRANSPORTATION	0	(179)	0	0	0.00%
42-02	POSTAGE & FREIGHT	33,194	34,390	50,000	50,000	0.00%
42-10	EQUIP. SERVICES - REPAIRS	0	0	7,475	4,000	-46.49%
42-11	EQUIP. SERVICES - FUEL	0	0	4,025	2,000	-50.31%
43-00	UTILITY SERVICES	75,306	85,690	0	0	0.00%
43-01	ELECTRICITY	0	0	72,300	68,000	-5.95%
43-02	WATER, SEWER, GARBAGE	0	0	16,500	39,000	136.36%
45-22	SELF INS. PROPERTY DAMAGE	404,230	404,230	424,440	691,500	62.92%
46-00	REPAIR AND MAINTENANCE	18,019	3,486	79,000	79,000	0.00%
46-15	RED TIDE CLEAN-UP	0	7,913	0	0	0.00%
47-00	PRINTING AND BINDING	0	0	25,975	0	-100.00%
49-00	OTHER CURRENT CHARGES	38,210	40,600	50,300	50,000	-0.60%
49-02	INFORMATION SERVICES	146,200	224,351	272,579	304,079	11.56%
49-04	EMPLOYEE DEVELOPMENT	402	8	0	0	0.00%
49-05	SPECIAL EVENTS	5,000	500	25,000	25,000	0.00%
49-06	AWARDS	5,053	2,209	6,000	6,000	0.00%
52-00	OPERATING SUPPLIES	1,064	8,753	15,000	15,000	0.00%
52-07	UNIFORMS	0	0	0	2,000	0.00%
52-09	OTHER CLOTHING	0	0	0	4,200	100.00%
52-10	JANITORIAL SUPPLIES	0	0	12,360	18,360	48.54%
<b>TOTAL OPERATING EXPENSES</b>		<b>791,572</b>	<b>892,690</b>	<b>1,331,354</b>	<b>1,670,289</b>	<b>25.46%</b>
<b><u>NON-OPERATING EXPENSES</u></b>						
60-30	IMPROVEMENTS O/T BUILDING	0	0	50,000	0	-100.00%
60-40	MACHINERY EQUIP	5,747	28,641	0	0	0.00%
<b>TOTAL NON-OPERATING EXPENSES</b>		<b>5,747</b>	<b>28,641</b>	<b>50,000</b>	<b>0</b>	<b>0.00%</b>
<b>TOTAL EXPENSES</b>		<b>\$799,392</b>	<b>\$973,831</b>	<b>\$1,624,083</b>	<b>\$1,968,123</b>	<b>21.18%</b>



**FISCAL YEAR 1998  
BUDGET DETAIL  
NON-DEPARTMENTAL  
FACILITY MAINTENANCE**

001-1417-519

ACCOUNT DESCRIPTION	94 - 95 ACTUALS	95 - 96 ACTUALS	FY 97 ORIGINAL BUDGET	FY 97 - 98 APPROVED	PERCENT CHANGE FY 97- 98
<b><u>PERSONAL SERVICES</u></b>					
10-20 REGULAR SALARIES & WAGES	0	0	170,939	219,121	28.19%
10-40 OVERTIME	0	0	3,960	3,960	0.00%
25-01 FICA	0	0	13,077	16,231	24.12%
25-03 RETIREMENT CONTRIBUTIONS	0	0	8,755	7,845	-10.39%
25-04 LIFE/HEALTH INSURANCE	0	0	30,205	36,351	20.35%
29-00 GENERAL & MERIT INC.	0	0	5,793	4,326	-25.32%
<b>TOTAL PERSONAL SERVICES</b>	<b>0</b>	<b>0</b>	<b>232,729</b>	<b>287,834</b>	<b>23.68%</b>
<b><u>OPERATING EXPENSES</u></b>					
30-00 OPERATING EXPENDITURES	0	0	4,000	4,000	0.00%
31-04 OTHER CONTRACTUAL SVCS	0	0	27,950	27,950	0.00%
40-02 SCHOOL AND TRAINING	0	0	300	300	0.00%
41-00 COMMUNICATIONS	0	0	3,850	3,200	-16.88%
42-10 EQUIP. SERVICES - REPAIRS	0	0	7,475	4,000	-46.49%
42-11 EQUIP. SERVICES - FUEL	0	0	4,025	2,000	-50.31%
43-01 ELECTRICITY	0	0	72,300	68,000	-5.95%
43-02 WATER, SEWER, GARBAGE	0	0	16,500	39,000	136.36%
46-00 REPAIR AND MAINTENANCE	0	0	79,000	79,000	0.00%
49-00 OTHER CURRENT CHARGES	0	0	300	0	-100.00%
52-07 UNIFORMS	0	0	0	2,000	0.00%
52-09 OTHER CLOTHING	0	0	0	4,200	100.00%
52-10 JANITORIAL SUPPLIES	0	0	12,360	18,360	48.54%
<b>TOTAL OPERATING EXPENSES</b>	<b>0</b>	<b>0</b>	<b>228,060</b>	<b>252,010</b>	<b>10.50%</b>
<b>TOTAL EXPENSES</b>	<b>\$0</b>	<b>\$0</b>	<b>\$460,789</b>	<b>\$539,844</b>	<b>17.16%</b>

**FISCAL YEAR 1998  
BUDGET DETAIL  
GENERAL FUND  
NON-DEPARTMENTAL**

001-1480-519

ACCOUNT DESCRIPTION		94 - 95	95 - 96	FY 97	FY 97 - 98	PERCENT
		ACTUALS	ACTUALS	ORIGINAL BUDGET	APPROVED	CHANGE FY 97- 98
<b><u>PERSONAL SERVICES</u></b>						
10-20	REGULAR SALARIES & WAGES	98	52,500	0	0	0.00%
10-40	OVERTIME	148	0	0	0	0.00%
25-00	OTHER FRINGE BENEFITS	1,827	0	0	0	0.00%
29-00	GENERAL & MERIT INC.	0	0	10,000	10,000	0.00%
<b>TOTAL PERSONAL SERVICES</b>		<b>2,073</b>	<b>52,500</b>	<b>10,000</b>	<b>10,000</b>	<b>0.00%</b>
<b><u>OPERATING EXPENSES</u></b>						
30-00	OPERATING EXPENDITURES	890	6,413	8,300	10,000	20.48%
31-01	PROFESSIONAL SERVICES	25,979	12,671	220,000	218,000	-0.91%
31-04	OTHER CONTRACTUAL SVCS	26,179	4,225	0	0	0.00%
31-50	ELECTION EXPENSE	985	39,647	6,000	45,000	650.00%
41-00	COMMUNICATIONS	10,861	17,783	0	3,700	100.00%
42-00	TRANSPORTATION	0	(179)	0	0	0.00%
42-02	POSTAGE & FREIGHT	33,194	34,390	50,000	50,000	0.00%
43-00	UTILITY SERVICES	75,306	85,690	0	0	0.00%
45-22	SELF INS. PROPERTY DAMAGE	404,230	404,230	424,440	691,500	62.92%
46-00	REPAIR AND MAINTENANCE	18,019	3,486	0	0	0.00%
46-15	RED TIDE CLEAN-UP	0	7,913	0	0	0.00%
47-00	PRINTING AND BINDING	0	0	25,975	0	-100.00%
49-00	OTHER CURRENT CHARGES	38,210	40,600	50,000	50,000	0.00%
49-02	INFORMATION SERVICES	146,200	224,351	272,579	304,079	11.56%
49-04	EMPLOYEE DEVELOPMENT	402	8	0	0	0.00%
49-05	SPECIAL EVENTS	5,000	500	25,000	25,000	0.00%
49-06	AWARDS	5,053	2,209	6,000	6,000	0.00%
52-00	OPERATING SUPPLIES	1,064	8,753	15,000	15,000	0.00%
<b>TOTAL OPERATING EXPENSES</b>		<b>791,572</b>	<b>892,690</b>	<b>1,103,294</b>	<b>1,418,279</b>	<b>28.55%</b>
<b><u>NON-OPERATING EXPENSES</u></b>						
60-30	IMPROVEMENTS O/T BUILDING	0	0	50,000	0	-100.00%
60-40	MACHINERY EQUIP	5,747	28,641	0	0	0.00%
<b>TOTAL NON-OPERATING EXPENSES</b>		<b>5,747</b>	<b>28,641</b>	<b>50,000</b>	<b>0</b>	<b>-100.00%</b>
<b>TOTAL EXPENSES</b>		<b>\$799,392</b>	<b>\$973,831</b>	<b>\$1,163,294</b>	<b>\$1,428,279</b>	<b>22.78%</b>



**FISCAL YEAR 1998  
BUDGET DETAIL  
GENERAL FUND  
CONTINGENCY**

001-7272-582

ACCOUNT DESCRIPTION		94 - 95 ACTUALS	95 - 96 ACTUALS	FY 97 ORIGINAL BUDGET	FY 97 - 98 APPROVED	PERCENT CHANGE FY 97- 98
<b><u>NON-OPERATING EXPENSES</u></b>						
99-01	OPERATING CONTINGENCY	0	0	150,000	150,000	0.00%
	<b>TOTAL CONTINGENCY</b>	<b>\$0</b>	<b>\$0</b>	<b>\$150,000</b>	<b>\$150,000</b>	<b>0.00%</b>

**FISCAL YEAR 1998  
BUDGET DETAIL  
GENERAL FUND  
TRANSFERS OUT**

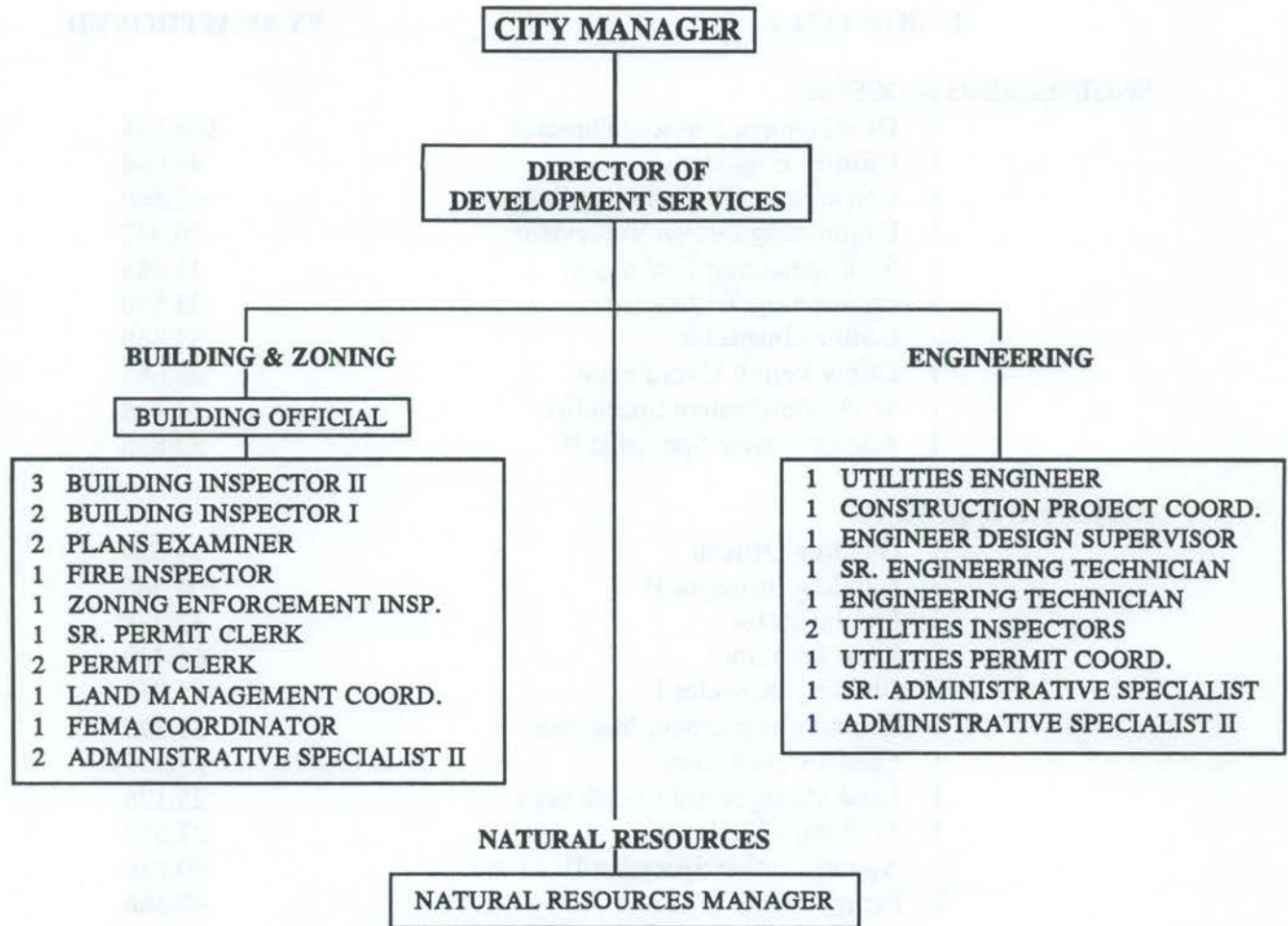
001-7575-581

ACCOUNT DESCRIPTION	94 - 95 ACTUALS	95 - 96 ACTUALS	FY 97 ORIGINAL BUDGET	FY 97 - 98 APPROVED	PERCENT CHANGE FY 97- 98
<b><u>NON-OPERATING EXPENSES</u></b>					
91-00 TRANSFERS OUT	123,050	89,900	0	120,400	100.00%
92-01 TENNIS FUND	<u>0</u>	<u>0</u>	<u>0</u>	<u>97,000</u>	<u>0.00%</u>
TOTAL TRANSFERS OUT	<u>\$123,050</u>	<u>\$89,900</u>	<u>\$0</u>	<u>\$217,400</u>	<u>100.00%</u>



# Development Services

## DEVELOPMENT SERVICES



### AUTHORIZED PERSONNEL:

	1997 BASE BUDGET	1997 REVISED BUDGET	1998 DEPT REQUEST	1998 APPRVD BUDGET
ENGINEERING	12	11	11	11
BUILDING & ZONING	14	14	17	17
NATURAL RESOURCES	1	1	1	1



# FISCAL YEAR 1998

## BUDGET DETAIL

### FUND: 001 DEVELOPMENT SERVICES

#	JOB TITLE	FY 98 APPROVED
ENGINEERING & DESIGN		
1	Development Services Director	\$64,138
1	Utilities Engineer	49,994
1	Construction Project Coordinator	43,869
1	Engineering Design Supervisor	36,033
1	Sr. Engineering Technician	33,668
1	Engineering Technician	33,500
2	Utilities Inspector	57,369
1	Utility Permit Coordinator	26,663
1	Sr. Administrative Specialist	24,428
1	Administrative Specialist II	22,856
BUILDING & ZONING		
1	Building Official	55,629
3	Building Inspector II	104,566
1	Fire Inspector	32,228
2	Plans Examiner	66,430
2	Building Inspector I	65,753
1	Zoning Enforcement Inspector	31,325
1	FEMA Coordinator	23,157
1	Land Management Coordinator	25,126
1	Sr. Permit Clerk	27,094
2	Administrative Specialist II	50,826
2	Permit Clerk	40,686
NATURAL RESOURCES		
1	Natural Resources Manager	61,301
29	Total Authorized Positions	976,639
	Regular Salaries	976,639
	Other Salaries & Wages	8,000
	Overtime	11,000
	Employer Payroll Expenses	230,717
	General & Merit Increase	19,433
		<u>\$1,245,789</u>

**FISCAL YEAR 1998  
BUDGET DETAIL  
DEVELOPMENT SERVICES  
DEPARTMENT SUMMARY**

ACCOUNT DESCRIPTION		94 - 95	95 - 96	FY 97 ORIGINAL BUDGET	FY 97 - 98 APPROVED	PERCENT CHANGE FY 97- 98
		ACTUALS	ACTUALS			
<b><u>PERSONAL SERVICES</u></b>						
10-20	REGULAR SALARIES & WAGES	746,804	835,834	879,201	976,639	11.08%
10-30	OTHER SALARIES	448	27,855	8,000	8,000	0.00%
10-40	OVERTIME	8,936	22,096	11,000	11,000	0.00%
25-00	OTHER FRINGE BENEFITS	155,425	6,603	0	0	0.00%
25-01	FICA	0	63,495	66,994	73,142	9.18%
25-03	RETIREMENT CONTRIBUTIONS	0	34,664	48,252	44,821	-7.11%
25-04	LIFE/HEALTH INSURANCE	0	86,621	101,016	112,754	11.62%
29-00	GENERAL & MERIT INC.	0	0	29,208	19,433	-33.47%
<b>TOTAL PERSONAL SERVICES</b>		<b>911,613</b>	<b>1,077,168</b>	<b>1,143,671</b>	<b>1,245,789</b>	<b>8.93%</b>
<b><u>OPERATING EXPENSES</u></b>						
30-00	OPERATING EXPENDITURES	7,371	17,895	10,245	11,995	17.08%
30-10	AUTO MILEAGE	162	84	500	200	-60.00%
31-01	PROFESSIONAL SERVICES	356	0	0	0	0.00%
31-04	OTHER CONTRACTUAL SVCS	12,308	8,722	15,000	15,000	0.00%
40-00	TRAVEL AND PER DIEM	375	366	0	0	0.00%
40-01	TRAVEL	5,142	5,299	8,710	9,710	11.48%
40-02	SCHOOL AND TRAINING	5,060	5,726	8,270	9,280	12.21%
40-03	SAFETY	14	29	50	50	0.00%
40-04	SAFETY PROGRAMS	53	0	0	0	0.00%
41-00	COMMUNICATIONS	16,602	19,117	12,664	15,664	23.69%
42-01	VEHICLES & EQUIPMENT	17,996	0	0	0	0.00%
42-10	EQUIP. SERVICES - REPAIRS	0	7,684	6,805	15,000	120.43%
42-11	EQUIP. SERVICES - FUEL	0	6,392	6,445	7,000	8.61%
44-00	RENTALS & LEASES	0	0	0	1,956	0.00%
44-01	BUILDING RENTAL	0	624	0	0	0.00%
46-00	REPAIR AND MAINTENANCE	1,260	1,410	1,320	1,950	47.73%
46-04	EQUIP. MAINTENANCE	0	2,617	750	600	-20.00%
47-00	PRINTING AND BINDING	2,276	3,828	3,600	3,600	0.00%
47-01	LEGAL ADS	0	876	1,550	1,550	0.00%
47-06	DUPLICATING	2,938	1,913	2,850	2,350	-17.54%
51-00	OFFICE SUPPLIES	4,407	5,156	4,000	4,000	0.00%
51-02	OTHER OFFICE SUPPLIES	71	2	100	100	0.00%
51-04	NEW INSTALLATION	652	0	0	0	0.00%
52-00	OPERATING SUPPLIES	27,263	21,844	9,000	9,000	0.00%
52-07	UNIFORMS	425	0	0	0	0.00%
52-09	OTHER CLOTHING	200	561	500	800	60.00%
54-00	BOOKS, PUBS, SUBS, MEMBS	7,811	433	0	0	0.00%
54-01	MEMBERSHIPS	932	3,612	4,553	6,753	48.32%
54-02	BOOKS, PUBS, SUBS.	0	34	0	100	100.00%
<b>TOTAL OPERATING EXPENSES</b>		<b>113,674</b>	<b>114,224</b>	<b>96,912</b>	<b>116,658</b>	<b>20.38%</b>



**FISCAL YEAR 1998  
BUDGET DETAIL  
DEVELOPMENT SERVICES  
DEPARTMENT SUMMARY**

CONTINUED

ACCOUNT DESCRIPTION		94 - 95 ACTUALS	95 - 96 ACTUALS	FY 97 ORIGINAL BUDGET	FY 97 - 98 APPROVED	PERCENT CHANGE FY 97- 98
<b>NON-OPERATING EXPENSES</b>						
60-40	MACHINERY & EQUIPMENT	0	24,448	80,000	0	-100.00%
60-70	VEHICLES	0	0	19,000	0	-100.00%
60-80	COMPUTER PURCHASES	0	4,980	0	0	0.00%
<b>TOTAL NON-OPERATING EXPENSES</b>		<b>0</b>	<b>29,428</b>	<b>99,000</b>	<b>0</b>	<b>-100.00%</b>
<b>TOTAL EXPENSES</b>		<b>\$1,025,287</b>	<b>\$1,220,820</b>	<b>\$1,339,583</b>	<b>\$1,362,447</b>	<b>1.71%</b>

**FISCAL YEAR 1998  
DETAIL BUDGET  
DEVELOPMENT SERVICES  
ENGINEERING**

001-0601-541

ACCOUNT DESCRIPTION		94 - 95	95 - 96	FY 97	FY 97 - 98	PERCENT
		ACTUALS	ACTUALS	ORIGINAL BUDGET	APPROVED	CHANGE FY 97- 98
<b><u>PERSONAL SERVICES</u></b>						
10-20	REGULAR SALARIES & WAGES	346,604	393,964	414,188	392,518	-5.23%
10-30	OTHER SALARIES	448	0	0	0	0.00%
10-40	OVERTIME	1,757	1,794	4,000	4,000	0.00%
25-00	OTHER FRINGE BENEFITS	73,913	3,099	0	0	0.00%
25-01	FICA	0	28,183	31,685	29,535	-6.79%
25-03	RETIREMENT CONTRIBUTIONS	0	17,621	23,588	19,649	-16.70%
25-04	LIFE/HEALTH INSURANCE	0	40,910	44,985	41,336	-8.11%
29-00	GENERAL & MERIT INC.	0	0	14,646	7,846	-46.43%
<b>TOTAL PERSONAL SERVICES</b>		<b>422,722</b>	<b>485,571</b>	<b>533,092</b>	<b>494,884</b>	<b>-7.17%</b>
<b><u>OPERATING EXPENSES</u></b>						
30-00	OPERATING EXPENDITURES	15	1,803	1,500	2,000	33.33%
30-10	AUTO MILEAGE	154	84	500	200	-60.00%
31-01	PROFESSIONAL SERVICES	356	0	0	0	0.00%
31-04	OTHER CONTRACTUAL SVCS	12,308	8,722	15,000	15,000	0.00%
40-01	TRAVEL	1,825	256	1,000	1,000	0.00%
40-02	SCHOOL AND TRAINING	1,406	1,877	2,500	2,500	0.00%
40-03	SAFETY	14	29	50	50	0.00%
40-04	SAFETY PROGRAMS	53	0	0	0	0.00%
41-00	COMMUNICATIONS	6,339	6,658	3,500	5,000	42.86%
42-01	VEHICLES & EQUIPMENT	2,727	0	0	0	0.00%
42-10	EQUIP. SERVICES - REPAIRS	0	1,902	1,951	3,500	79.40%
42-11	EQUIP. SERVICES - FUEL	0	3,173	3,049	3,000	-1.61%
46-00	REPAIR AND MAINTENANCE	276	87	0	0	0.00%
46-04	EQUIP. MAINTENANCE	0	2,617	750	600	-20.00%
47-06	DUPLICATING	1,886	1,413	1,500	1,000	-33.33%
51-00	OFFICE SUPPLIES	1,817	1,897	1,400	1,400	0.00%
51-02	OTHER OFFICE SUPPLIES	0	2	0	0	0.00%
51-04	NEW INSTALLATION	652	0	0	0	0.00%
52-00	OPERATING SUPPLIES	7,600	4,335	4,500	4,500	0.00%
52-07	UNIFORMS	425	0	0	0	0.00%
52-09	OTHER CLOTHING	200	561	500	800	60.00%
54-01	MEMBERSHIPS	817	170	500	500	0.00%
54-02	BOOKS, PUBS, SUBS.	0	34	0	100	100.00%
<b>TOTAL OPERATING EXPENSES</b>		<b>38,870</b>	<b>35,620</b>	<b>38,200</b>	<b>41,150</b>	<b>7.72%</b>
<b><u>NON-OPERATING EXPENSES</u></b>						
60-40	MACHINERY EQUIP	0	1,548	0	0	0.00%
<b>TOTAL NON-OPERATING EXPENSES</b>		<b>0</b>	<b>1,548</b>	<b>0</b>	<b>0</b>	<b>0.00%</b>
<b>TOTAL EXPENSES</b>		<b>\$461,592</b>	<b>\$522,739</b>	<b>\$571,292</b>	<b>\$536,034</b>	<b>-6.17%</b>



**FISCAL YEAR 1998  
BUDGET DETAIL  
DEVELOPMENT SERVICES  
BUILDING & ZONING**

001-0602-524

ACCOUNT DESCRIPTION		94 - 95	95 - 96	FY 97	FY 97 - 98	PERCENT
		ACTUALS	ACTUALS	ORIGINAL BUDGET	APPROVED	CHANGE FY 97- 98
<b><u>PERSONAL SERVICES</u></b>						
10-20	REGULAR SALARIES & WAGES	342,177	382,827	405,931	522,820	28.80%
10-30	OTHER SALARIES	0	27,855	8,000	8,000	0.00%
10-40	OVERTIME	7,179	20,302	7,000	7,000	0.00%
25-00	OTHER FRINGE BENEFITS	68,426	2,987	0	0	0.00%
25-01	FICA	0	31,129	30,789	39,054	26.84%
25-03	RETIREMENT CONTRIBUTIONS	0	12,028	20,528	20,869	1.66%
25-04	LIFE/HEALTH INSURANCE	0	40,981	51,079	66,253	29.71%
29-00	GENERAL & MERIT INC.	0	0	12,443	10,344	-16.87%
<b>TOTAL PERSONAL SERVICES</b>		<b>417,782</b>	<b>518,109</b>	<b>535,770</b>	<b>674,340</b>	<b>25.86%</b>
<b><u>OPERATING EXPENSES</u></b>						
30-00	OPERATING EXPENDITURES	4,794	10,370	1,250	2,500	100.00%
40-00	TRAVEL AND PER DIEM	375	366	0	0	0.00%
40-01	TRAVEL	2,297	4,558	6,500	7,500	15.38%
40-02	SCHOOL AND TRAINING	2,725	2,620	4,670	5,680	21.63%
41-00	COMMUNICATIONS	9,878	11,736	8,500	10,000	17.65%
42-01	VEHICLES & EQUIPMENT	12,089	0	0	0	0.00%
42-10	EQUIP. SERVICES - REPAIRS	0	4,710	4,507	10,000	121.88%
42-11	EQUIP. SERVICES - FUEL	0	3,075	2,993	3,600	20.28%
44-01	BUILDING RENTAL	0	624	0	0	0.00%
46-00	REPAIR AND MAINTENANCE	627	1,279	1,320	1,950	47.73%
47-00	PRINTING AND BINDING	1,627	3,828	3,500	3,500	0.00%
47-06	DUPLICATING	997	2	1,200	1,200	0.00%
51-00	OFFICE SUPPLIES	2,257	2,879	2,100	2,100	0.00%
51-02	OTHER OFFICE SUPPLIES	71	0	0	0	0.00%
52-00	OPERATING SUPPLIES	19,663	17,509	4,500	4,500	0.00%
54-00	BOOKS, PUBS, SUBS, MEMBS	3,524	340	0	0	0.00%
54-01	MEMBERSHIPS	0	2,506	2,000	4,200	110.00%
<b>TOTAL OPERATING EXPENSES</b>		<b>60,924</b>	<b>66,402</b>	<b>43,040</b>	<b>56,730</b>	<b>31.81%</b>
<b><u>NON-OPERATING EXPENSES</u></b>						
60-40	MACHINERY & EQUIPMENT	0	22,900	80,000	0	-100.00%
60-70	VEHICLES	0	0	19,000	0	-100.00%
60-80	COMPUTER PURCHASES	0	4,980	0	0	0.00%
<b>TOTAL NON-OPERATING EXPENSES</b>		<b>0</b>	<b>27,880</b>	<b>99,000</b>	<b>0</b>	<b>-100.00%</b>
<b>TOTAL EXPENSES</b>		<b>\$478,706</b>	<b>\$612,391</b>	<b>\$677,810</b>	<b>\$731,070</b>	<b>7.86%</b>

**FISCAL YEAR 1998  
BUDGET DETAIL  
DEVELOPMENT SERVICES  
NATURAL RESOURCES**

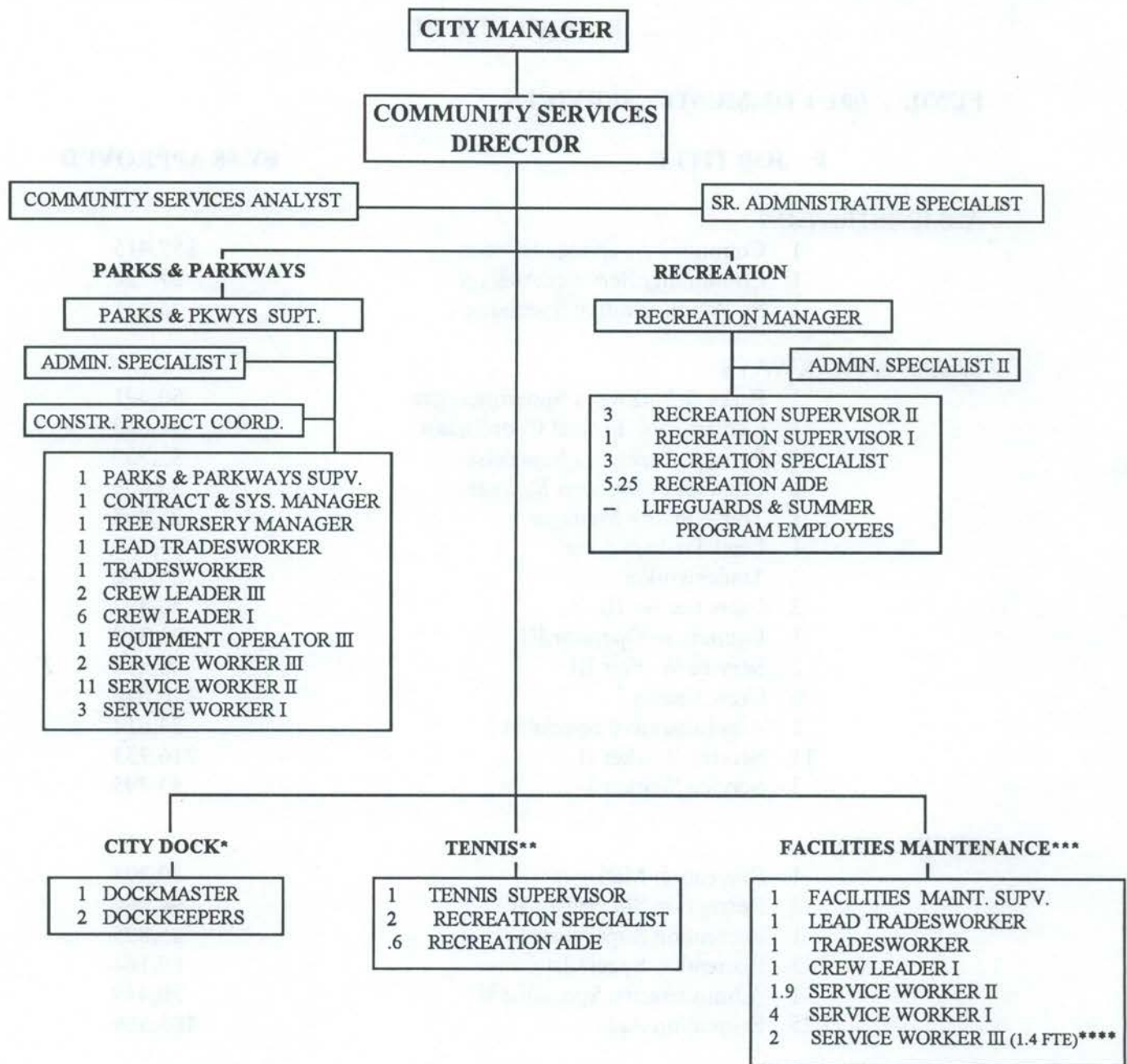
001-0603-537

ACCOUNT DESCRIPTION		94 - 95	95 - 96	FY 97	FY 97 - 98	PERCENT
		ACTUALS	ACTUALS	ORIGINAL BUDGET	APPROVED	CHANGE FY 97- 98
<b><u>PERSONAL SERVICES</u></b>						
10-20	REGULAR SALARIES & WAGES	58,023	59,043	59,082	61,301	3.76%
25-00	OTHER FRINGE BENEFITS	13,086	517	0	0	0.00%
25-01	FICA	0	4,183	4,520	4,553	0.73%
25-03	RETIREMENT CONTRIBUTIONS	0	5,015	4,136	4,303	4.04%
25-04	LIFE/HEALTH INSURANCE	0	4,730	4,952	5,165	4.30%
29-00	GENERAL & MERIT INC.	0	0	2,119	1,243	-41.34%
<b>TOTAL PERSONAL SERVICES</b>		<b>71,109</b>	<b>73,488</b>	<b>74,809</b>	<b>76,565</b>	<b>2.35%</b>
<b><u>OPERATING EXPENSES</u></b>						
30-00	OPERATING EXPENDITURES	2,562	5,722	7,495	7,495	0.00%
30-10	AUTO MILEAGE	8	0	0	0	0.00%
40-01	TRAVEL	1,020	485	1,210	1,210	0.00%
40-02	SCHOOL AND TRAINING	929	1,229	1,100	1,100	0.00%
41-00	COMMUNICATIONS	385	723	664	664	0.00%
42-01	VEHICLES & EQUIPMENT	3,180	0	0	0	0.00%
42-10	EQUIP. SERVICES - REPAIRS	0	1,072	347	1,500	332.28%
42-11	EQUIP. SERVICES - FUEL	0	144	403	400	-0.74%
44-00	RENTALS & LEASES	0	0	0	1,956	0.00%
46-00	REPAIR AND MAINTENANCE	357	44	0	0	0.00%
47-00	PRINTING AND BINDING	649	0	100	100	0.00%
47-01	LEGAL ADS	0	876	1,550	1,550	0.00%
47-06	DUPLICATING	55	498	150	150	0.00%
51-00	OFFICE SUPPLIES	333	380	500	500	0.00%
51-02	OTHER OFFICE SUPPLIES	0	0	100	100	0.00%
54-00	BOOKS, PUBS, SUBS, MEMBS	4,287	93	0	0	0.00%
54-01	MEMBERSHIPS	115	936	2,053	2,053	0.00%
<b>TOTAL OPERATING EXPENSES</b>		<b>13,880</b>	<b>12,202</b>	<b>15,672</b>	<b>18,778</b>	<b>19.82%</b>
<b>TOTAL EXPENSES</b>		<b>\$84,989</b>	<b>\$85,690</b>	<b>\$90,481</b>	<b>\$95,343</b>	<b>5.37%</b>



# Community Services

# COMMUNITY SERVICES



## AUTHORIZED PERSONNEL

	1997 BASE BDGT	1997 REVISED BDGT	1998 DEPT REQ	1998 APPVD BDGT
ADMINISTRATION	3	3	3	3
PARKS & PARKWAYS	31	31	33	33
RECREATION	13	13	14.25	14.25
FACILITIES MAINTENANCE	8.9	8.9	9.9	9.9
CITY DOCK	3	3	3	3
NAPLES BEACH	1.4	1.4	1.4	1.4
TENNIS	3.6	3.6	3.6	3.6

\*City Dock Enterprise Fund

\*\*Tennis Enterprise Fund

\*\*\*Non-Departmental

\*\*\*\*Naples Beach Special Revenue Fund



# FISCAL YEAR 1998

## BUDGET DETAIL

FUND: 001 COMMUNITY SERVICES

#	JOB TITLE	FY 98 APPROVED
ADMINISTRATION		
1	Community Services Director	\$57,415
1	Community Services Analyst	27,720
1	Sr. Administrative Specialist	23,351
PARKS & PARKWAYS		
1	Parks & Parkways Superintendent	50,491
1	Construction Project Coordinator	41,600
1	Parks & Parkways Supervisor	32,739
1	Contract & Systems Manager	33,409
1	Tree Nursery Manager	25,895
1	Lead Tradesworker	27,518
1	Tradesworker	25,196
2	Crew Leader III	46,493
1	Equipment Operator III	21,332
2	Service Worker III	40,838
6	Crew Leader I	126,040
1	Administrative Specialist I	24,614
11	Service Worker II	216,733
3	Service Worker I	53,795
RECREATION		
1	Recreation Manager	40,394
3	Recreation Supervisor II	94,864
1	Recreation Supervisor I	25,895
3	Recreation Specialist	69,184
1	Administrative Specialist II	20,419
5.25	Recreation Aide	103,509
50.25	Total Authorized Positions	1,229,444
	Regular Salaries	1,229,444
	Other Salaries & Wages	141,935
	Overtime	28,500
	Employer Payroll Expenses	327,149
	General & Merit Increase	24,342
		<u>\$1,751,370</u>

**FISCAL YEAR 1998  
BUDGET DETAIL  
COMMUNITY SERVICES  
DEPARTMENT SUMMARY**

ACCOUNT DESCRIPTION		94 - 95	95 - 96	FY 97		PERCENT
		ACTUALS	ACTUALS	ORIGINAL	FY 97 - 98	CHANGE
				BUDGET	APPROVED	FY 97 - 98
<b><u>PERSONAL SERVICES</u></b>						
10-20	REGULAR SALARIES & WAGES	1,374,785	1,166,919	1,041,298	1,229,444	18.07%
10-30	OTHER SALARIES	26,802	108,623	141,935	141,935	0.00%
10-40	OVERTIME	33,158	33,493	22,448	28,500	26.96%
25-00	OTHER FRINGE BENEFITS	332,854	13,019	0	0	0.00%
25-01	FICA	0	93,824	79,792	93,199	16.80%
25-03	RETIREMENT CONTRIBUTIONS	0	40,315	57,341	49,077	-14.41%
25-04	LIFE/HEALTH INSURANCE	0	169,377	168,769	184,873	9.54%
29-00	GENERAL & MERIT INC.	0	0	33,203	24,342	-26.69%
<b>TOTAL PERSONAL SERVICES</b>		<b>1,767,599</b>	<b>1,625,570</b>	<b>1,544,786</b>	<b>1,751,370</b>	<b>13.37%</b>
<b><u>OPERATING EXPENSES</u></b>						
30-00	OPERATING EXPENDITURES	34,498	28,637	36,400	52,300	43.68%
30-05	COUNTY LAND FILL	125	15	5,000	5,000	0.00%
30-10	AUTO MILEAGE	4,501	1,816	2,155	2,500	16.01%
31-04	OTHER CONTRACTUAL SVCS	205,355	507,876	658,985	735,363	11.59%
40-00	TRAVEL AND PER DIEM	12	0	0	0	0.00%
40-01	TRAVEL	4,449	2,512	4,800	4,800	0.00%
40-02	SCHOOL AND TRAINING	3,298	3,751	5,260	5,710	8.56%
41-00	COMMUNICATIONS	9,195	12,899	11,680	14,050	20.29%
42-01	VEHICLES & EQUIPMENT	131,673	0	0	0	0.00%
42-10	EQUIP. SERVICES - REPAIRS	0	82,194	113,495	102,330	-9.84%
42-11	EQUIP. SERVICES - FUEL	0	26,974	16,505	20,500	24.20%
43-00	UTILITY SERVICES	158,481	695	0	0	0.00%
43-01	ELECTRICITY	0	68,243	82,097	82,097	0.00%
43-02	WATER, SEWER, GARBAGE	83,362	183,833	127,323	180,200	41.53%
43-03	OTHER	2,061	2,653	0	0	0.00%
44-00	RENTALS & LEASES	2,379	3,389	3,735	3,750	0.40%
45-01	UNEMPLOYMENT COMPENSATION	(119)	0	0	0	0.00%
46-00	REPAIR AND MAINTENANCE	50,012	63,791	27,544	28,400	3.11%
46-02	BUILDINGS & GROUND MAINT.	0	536	0	0	0.00%
46-06	OTHER MAINTENANCE	0	0	0	6,500	100.00%
47-00	PRINTING AND BINDING	14,487	13,164	17,350	20,350	17.29%
47-06	DUPLICATING	781	403	4,250	5,000	17.65%
49-00	OTHER CURRENT CHARGES	0	0	9,952	12,292	23.51%
51-00	OFFICE SUPPLIES	4,624	6,167	5,300	6,600	24.53%
51-02	OTHER OFFICE SUPPLIES	0	7	0	0	0.00%
51-06	RESALE SUPPLIES	0	0	0	10,000	100.00%
52-00	OPERATING SUPPLIES	230,789	248,377	152,760	158,010	3.44%
52-01	RECREATIONAL PGM. EXPENSE	95,057	89,404	114,650	98,855	-13.78%
52-09	OTHER CLOTHING	0	0	0	4,000	100.00%
52-10	JANITORIAL SUPPLIES	1,647	953	8,444	8,444	0.00%
54-00	BOOKS, PUBS, SUBS, MEMBS	2,009	1,498	800	1,350	68.75%
54-01	MEMBERSHIPS	0	844	2,440	2,740	12.30%
<b>TOTAL OPERATING EXPENSES</b>		<b>1,038,676</b>	<b>1,350,631</b>	<b>1,410,925</b>	<b>1,571,141</b>	<b>11.36%</b>



**FISCAL YEAR 1998  
BUDGET DETAIL  
COMMUNITY SERVICES  
DEPARTMENT SUMMARY**

CONTINUED

ACCOUNT DESCRIPTION	94 - 95 ACTUALS	95 - 96 ACTUALS	FY 97 ORIGINAL BUDGET	FY 97 - 98 APPROVED	PERCENT CHANGE FY 97 - 98
<b><u>NON-OPERATING EXPENSES</u></b>					
60-40 MACHINERY EQUIP	2,920	1,645	0	0	0.00%
<b>TOTAL NON-OPERATING EXPENSES</b>	<b>2,920</b>	<b>1,645</b>	<b>0</b>	<b>0</b>	<b>0.00%</b>
<b>TOTAL EXPENSES</b>	<b>\$2,809,195</b>	<b>\$2,977,846</b>	<b>\$2,955,711</b>	<b>\$3,322,511</b>	<b>12.41%</b>

**FISCAL YEAR 1998  
BUDGET DETAIL  
COMMUNITY SERVICES  
ADMINISTRATION**

001-0901-572

ACCOUNT DESCRIPTION		94 - 95 ACTUALS	95 - 96 ACTUALS	FY 97 ORIGINAL BUDGET	FY 97 - 98 APPROVED	PERCENT CHANGE FY 97- 98
<b><u>PERSONAL SERVICES</u></b>						
10-20	REGULAR SALARIES & WAGES	114,483	125,744	108,939	108,486	-0.42%
10-30	OTHER SALARIES	0	805	350	350	0.00%
10-40	OVERTIME	174	285	0	0	0.00%
25-00	OTHER FRINGE BENEFITS	25,602	1,022	0	0	0.00%
25-01	FICA	0	9,052	8,334	8,200	-1.61%
25-03	RETIREMENT CONTRIBUTIONS	0	4,901	7,440	6,057	-18.59%
25-04	LIFE/HEALTH INSURANCE	0	10,676	12,036	14,673	21.91%
29-00	GENERAL & MERIT INC.	0	0	3,907	2,182	-44.15%
<b>TOTAL PERSONAL SERVICES</b>		<b>140,259</b>	<b>152,485</b>	<b>141,006</b>	<b>139,948</b>	<b>-0.75%</b>
<b><u>OPERATING EXPENSES</u></b>						
30-00	OPERATING EXPENDITURES	2,438	515	300	300	0.00%
30-10	AUTO MILEAGE	805	380	850	0	-100.00%
40-01	TRAVEL	1,255	616	1,000	1,000	0.00%
40-02	SCHOOL AND TRAINING	1,390	266	600	600	0.00%
41-00	COMMUNICATIONS	1,166	1,192	1,200	1,200	0.00%
45-01	UNEMPLOYMENT COMPENSATION	(119)	0	0	0	0.00%
46-00	REPAIR AND MAINTENANCE	143	44	150	150	0.00%
47-00	PRINTING AND BINDING	303	64	350	350	0.00%
47-06	DUPLICATING	81	59	250	500	100.00%
51-00	OFFICE SUPPLIES	1,144	1,650	1,200	1,200	0.00%
52-00	OPERATING SUPPLIES	479	133	200	450	125.00%
54-00	BOOKS, PUBS, SUBS, MEMBS	694	705	100	450	350.00%
54-01	MEMBERSHIPS	0	0	650	650	0.00%
<b>TOTAL OPERATING EXPENSES</b>		<b>9,779</b>	<b>5,624</b>	<b>6,850</b>	<b>6,850</b>	<b>0.00%</b>
<b>TOTAL EXPENSES</b>		<b>\$150,038</b>	<b>\$158,109</b>	<b>\$147,856</b>	<b>\$146,798</b>	<b>-0.72%</b>



**FISCAL YEAR 1998  
BUDGET DETAIL  
COMMUNITY SERVICES  
PARKS & PARKWAYS**

001-0913-572

ACCOUNT DESCRIPTION		94 - 95 ACTUALS	95 - 96 ACTUALS	FY 97 ORIGINAL BUDGET	FY 97 - 98 APPROVED	PERCENT CHANGE FY 97 - 98
<b><u>PERSONAL SERVICES</u></b>						
10-20	REGULAR SALARIES & WAGES	759,188	621,605	637,289	766,693	20.31%
10-30	OTHER SALARIES	1,674	37,172	0	0	0.00%
10-40	OVERTIME	15,739	14,019	12,000	12,000	0.00%
25-00	OTHER FRINGE BENEFITS	196,416	7,912	0	0	0.00%
25-01	FICA	0	48,447	48,884	58,412	19.49%
25-03	RETIREMENT CONTRIBUTIONS	0	21,121	35,146	29,527	-15.99%
25-04	LIFE/HEALTH INSURANCE	0	97,490	113,685	116,364	2.36%
29-00	GENERAL & MERIT INC.	0	0	19,575	15,188	-22.41%
<b>TOTAL PERSONAL SERVICES</b>		<b>973,017</b>	<b>847,766</b>	<b>866,579</b>	<b>998,184</b>	<b>15.19%</b>
<b><u>OPERATING EXPENSES</u></b>						
30-00	OPERATING EXPENDITURES	21,038	18,753	22,000	22,000	0.00%
30-05	COUNTY LAND FILL	125	15	5,000	5,000	0.00%
30-10	AUTO MILEAGE	1,256	457	0	0	0.00%
31-04	OTHER CONTRACTUAL SVCS	200,990	504,603	654,785	731,863	11.77%
40-00	TRAVEL AND PER DIEM	12	0	0	0	0.00%
40-01	TRAVEL	1,280	1,231	1,800	1,800	0.00%
40-02	SCHOOL AND TRAINING	862	2,841	3,110	3,110	0.00%
41-00	COMMUNICATIONS	4,051	3,096	4,100	4,100	0.00%
42-01	VEHICLES & EQUIPMENT	123,182	0	0	0	0.00%
42-10	EQUIP. SERVICES - REPAIRS	0	76,551	113,495	100,000	-11.89%
42-11	EQUIP. SERVICES - FUEL	0	21,706	16,505	20,000	21.18%
43-00	UTILITY SERVICES	74,910	445	0	0	0.00%
43-01	ELECTRICITY	0	7,781	8,800	8,800	0.00%
43-02	WATER, SEWER, GARBAGE	54,047	148,370	96,200	144,200	49.90%
43-03	OTHER	2,061	2,653	0	0	0.00%
44-00	RENTALS & LEASES	2,379	2,015	3,000	3,000	0.00%
46-00	REPAIR AND MAINTENANCE	12,434	8,824	15,100	15,100	0.00%
47-06	DUPLICATING	162	284	500	500	0.00%
51-00	OFFICE SUPPLIES	944	1,042	1,400	1,400	0.00%
51-02	OTHER OFFICE SUPPLIES	0	7	0	0	0.00%
52-00	OPERATING SUPPLIES	202,499	200,906	130,000	135,000	3.85%
52-09	OTHER CLOTHING	0	0	0	4,000	100.00%
54-00	BOOKS, PUBS, SUBS, MEMBS	500	188	400	400	0.00%
54-01	MEMBERSHIPS	0	228	590	590	0.00%
<b>TOTAL OPERATING EXPENSES</b>		<b>702,732</b>	<b>1,001,996</b>	<b>1,076,785</b>	<b>1,200,863</b>	<b>11.52%</b>
<b><u>NON-OPERATING EXPENSES</u></b>						
60-40	MACHINERY EQUIP	2,920	0	0	0	0.00%
<b>TOTAL NON-OPERATING EXPENSES</b>		<b>2,920</b>	<b>0</b>	<b>0</b>	<b>0</b>	<b>0.00%</b>
<b>TOTAL EXPENSES</b>		<b>\$1,678,669</b>	<b>\$1,849,762</b>	<b>\$1,943,364</b>	<b>\$2,199,047</b>	<b>13.16%</b>

**FISCAL YEAR 1998  
BUDGET DETAIL  
COMMUNITY SERVICES  
RECREATION**

001-0914-572

ACCOUNT DESCRIPTION		94 - 95	95 - 96	FY 97	FY 97 - 98	PERCENT
		ACTUALS	ACTUALS	ORIGINAL BUDGET	APPROVED	CHANGE FY 97- 98
<b><u>PERSONAL SERVICES</u></b>						
10-20	REGULAR SALARIES & WAGES	501,114	419,570	295,070	354,265	20.06%
10-30	OTHER SALARIES	25,128	70,646	141,585	141,585	0.00%
10-40	OVERTIME	17,245	19,189	10,448	16,500	57.92%
25-00	OTHER FRINGE BENEFITS	110,836	4,085	0	0	0.00%
25-01	FICA	0	36,325	22,574	26,587	17.78%
25-03	RETIREMENT CONTRIBUTIONS	0	14,293	14,755	13,493	-8.55%
25-04	LIFE/HEALTH INSURANCE	0	61,211	43,048	53,836	25.06%
29-00	GENERAL & MERIT INC.	0	0	9,721	6,972	-28.28%
<b>TOTAL PERSONAL SERVICES</b>		<b>654,323</b>	<b>625,319</b>	<b>537,201</b>	<b>613,238</b>	<b>14.15%</b>
<b><u>OPERATING EXPENSES</u></b>						
30-00	OPERATING EXPENDITURES	11,022	9,369	14,100	30,000	112.77%
30-10	AUTO MILEAGE	2,440	979	1,305	2,500	91.57%
31-04	OTHER CONTRACTUAL SVCS	4,365	3,273	4,200	3,500	-16.67%
40-01	TRAVEL	1,914	665	2,000	2,000	0.00%
40-02	SCHOOL AND TRAINING	1,046	644	1,550	2,000	29.03%
41-00	COMMUNICATIONS	3,978	8,611	6,380	8,750	37.15%
42-01	VEHICLES & EQUIPMENT	8,491	0	0	0	0.00%
42-10	EQUIP. SERVICES - REPAIRS*	0	5,643	0	2,330	100.00%
42-11	EQUIP. SERVICES - FUEL*	0	5,268	0	500	100.00%
43-00	UTILITY SERVICES	83,571	250	0	0	0.00%
43-01	ELECTRICITY	0	60,462	73,297	73,297	0.00%
43-02	WATER, SEWER, GARBAGE	29,315	35,463	31,123	36,000	15.67%
44-00	RENTALS & LEASES	0	1,374	735	750	2.04%
46-00	REPAIR AND MAINTENANCE	37,435	54,923	12,294	13,150	6.96%
46-02	BUILDINGS & GROUND MAINT.	0	536	0	0	0.00%
46-06	OTHER MAINTENANCE	0	0	0	6,500	100.00%
47-00	PRINTING AND BINDING	14,184	13,100	17,000	20,000	17.65%
47-06	DUPLICATING	538	60	3,500	4,000	14.29%
49-00	OTHER CURRENT CHARGES	0	0	9,952	12,292	23.51%
51-00	OFFICE SUPPLIES	2,536	3,475	2,700	4,000	48.15%
51-06	RESALE SUPPLIES	0	0	0	10,000	100.00%
52-00	OPERATING SUPPLIES	27,811	47,338	22,560	22,560	0.00%
52-01	RECREATIONAL PGM. EXPENSE	95,057	89,404	114,650	98,855	-13.78%
52-10	JANITORIAL SUPPLIES	1,647	953	8,444	8,444	0.00%
54-00	BOOKS, PUBS, SUBS, MEMBS	815	605	300	500	66.67%
54-01	MEMBERSHIPS	0	616	1,200	1,500	25.00%
<b>TOTAL OPERATING EXPENSES</b>		<b>326,165</b>	<b>343,011</b>	<b>327,290</b>	<b>363,428</b>	<b>11.04%</b>



**FISCAL YEAR 1998  
BUDGET DETAIL  
COMMUNITY SERVICES  
RECREATION**

CONTINUED

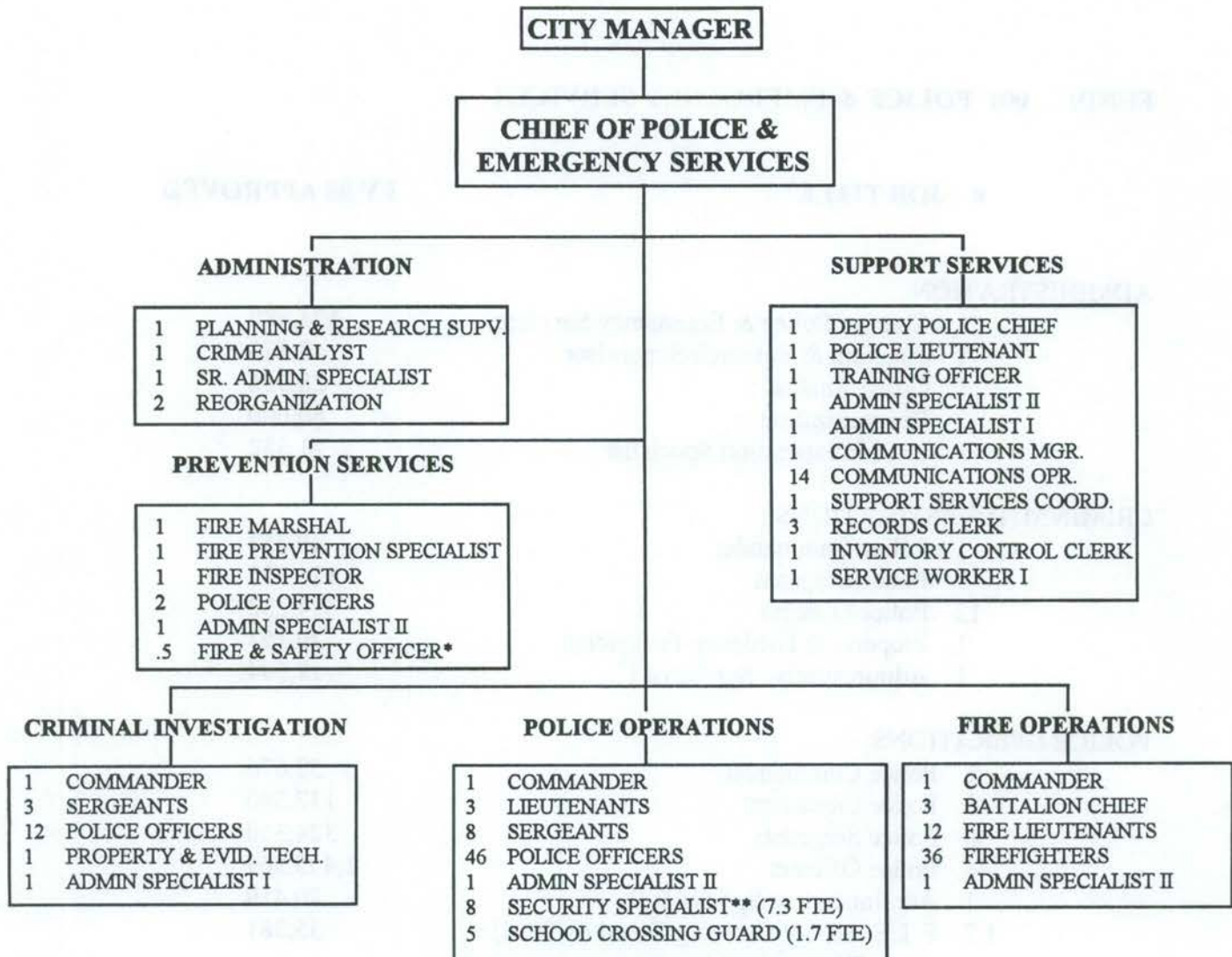
001-0914-572

ACCOUNT DESCRIPTION	94 - 95 ACTUALS	95 - 96 ACTUALS	FY 97 ORIGINAL BUDGET	FY 97 - 98 APPROVED	PERCENT CHANGE FY 97 - 98
<b><u>NON-OPERATING EXPENSES</u></b>					
60-40 MACHINERY EQUIP	0	1,645	0	0	0.00%
<b>TOTAL NON-OPERATING EXPENSES</b>	<b>0</b>	<b>1,645</b>	<b>0</b>	<b>0</b>	<b>0.00%</b>
<b>TOTAL EXPENSES</b>	<b>\$980,488</b>	<b>\$969,975</b>	<b>\$864,491</b>	<b>\$976,666</b>	<b>12.98%</b>

Police  
&  
Emergency  
Services



# POLICE & EMERGENCY SERVICES



## AUTHORIZED PERSONNEL:

	1997 BASE BUDGET	1997 REVISED BUDGET	1998 DEPT REQUEST	1998 APPROVED BUDGET
ADMINISTRATION	7	7	6	6
SUPPORT SERVICES	26	26	26	26
PREVENTION SERVICES	6	6	6.5	6.5
CRIMINAL INVESTIGATIONS	19	18	18	18
POLICE OPERATIONS	69.3	68	68	68
FIRE OPERATIONS	53	53	53	53

\*.5 Fire & Safety Officer charged to Risk Management Fund

\*\* Naples Beach Special Revenue Fund

**FISCAL YEAR 1998****BUDGET DETAIL****FUND: 001 POLICE & EMERGENCY SERVICES**

#	JOB TITLE	FY 98 APPROVED
<b>ADMINISTRATION</b>		
1	Chief of Police & Emergency Services	\$74,880
1	Planning & Research Supervisor	42,576
1	Crime Analyst	28,456
2	Reorganization	60,000
1	Sr. Administration Specialist	21,332
<b>CRIMINAL INVESTIGATIONS</b>		
1	Police Commander	49,353
3	Police Sergeant	124,835
12	Police Officers	414,232
1	Property & Evidence Technician	29,103
1	Administrative Specialist I	18,594
<b>POLICE OPERATIONS</b>		
1	Police Commander	52,676
3	Police Lieutenant	137,380
8	Police Sergeants	324,350
46	Police Officers	1,455,869
1	Administrative Specialist II	20,419
1.7	F.T.E. School Crossing Guard (5 Total)	35,281
<b>SUPPORT SERVICES</b>		
1	Deputy Chief of Police & Emergency Svcs.	60,655
1	Police Lieutenant	46,141
1	Training Officer Police & Emergency Svcs.	40,110
1	Support Services Coordinator	34,921
1	Communications Manager	36,033
14	Communications Operator	310,514
1	Inventory Control Clerk	24,225
3	Records Clerk	68,124
1	Administrative Specialist II	23,890
1	Administrative Specialist I	21,042
1	Service Worker I	20,687



# FISCAL YEAR 1998

## BUDGET DETAIL

### FUND: 001 POLICE & EMERGENCY SERVICES

#	JOB TITLE	FY 98 APPROVED
FIRE OPERATIONS		
1	Fire Commander	\$53,230
3	Battalion Chiefs	130,529
12	Fire Lieutenants	420,921
36	Firefighters	1,026,828
1	Administrative Specialist II	20,419
PREVENTION SERVICES		
1	Fire Marshall	47,341
1	Fire Inspector	32,228
1	Firefighter	28,057
2	Police Officers	71,505
1	Administrative Specialist II	23,890
.5	Safety Officer*	15,457
170.2	Total Authorized Positions	5,446,083
	Regular Salaries	5,446,083
	Other Salaries & Wages	9,679
	State Incentive Pay	98,968
	Overtime	185,686
	Special Duty Pay	100,000
	Holiday Pay	109,627
	Employer Payroll Expenses	1,191,110
	General & Merit Increase	89,316
		<hr/>
		\$7,230,469

**FISCAL YEAR 1998  
BUDGET DETAIL  
POLICE & EMERGENCY SERVICES  
DEPARTMENT SUMMARY**

ACCOUNT DESCRIPTION		94 - 95	95 - 96	FY 97	FY 97 - 98	PERCENT
		ACTUALS	ACTUALS	ORIGINAL BUDGET	APPROVED	CHANGE FY 97- 98
<b><u>PERSONAL SERVICES</u></b>						
10-20	REGULAR SALARIES & WAGES	4,838,623	4,924,640	5,062,095	5,446,083	7.59%
10-30	OTHER SALARIES	17,841	414	9,679	9,679	0.00%
10-32	STATE INCENTIVE PAY	95,792	90,808	98,968	98,968	0.00%
10-40	OVERTIME	199,510	186,319	168,686	185,686	10.08%
10-41	SPECIAL DUTY PAY	69,077	79,684	100,000	100,000	0.00%
10-42	HOLIDAY PAY	99,324	100,784	109,627	109,627	0.00%
25-00	OTHER FRINGE BENEFITS	1,011,411	37,481	0	0	0.00%
25-01	FICA	0	386,552	394,186	412,678	4.69%
25-03	RETIREMENT CONTRIBUTIONS	0	162,176	179,218	170,731	-4.74%
25-04	LIFE/HEALTH INSURANCE	0	499,236	559,410	607,701	8.63%
29-00	GENERAL & MERIT INC.	0	0	306,999	89,316	-70.91%
<b>TOTAL PERSONAL SERVICES</b>		<b>6,331,578</b>	<b>6,468,094</b>	<b>6,988,868</b>	<b>7,230,469</b>	<b>3.46%</b>
<b><u>OPERATING EXPENSES</u></b>						
30-00	OPERATING EXPENDITURES	5,982	9,884	8,190	7,058	-13.82%
31-00	PROFESSIONAL SERVICES	2,990	2,489	1,750	2,120	21.14%
31-01	PROFESSIONAL SERVICES	3,183	2,778	6,112	5,050	-17.38%
31-04	OTHER CONTRACTUAL SVCS	899	5,311	19,200	19,200	0.00%
40-00	TRAVEL AND PER DIEM	586	213	0	0	0.00%
40-01	TRAVEL	7,186	16,824	16,386	16,936	3.36%
40-02	SCHOOL AND TRAINING	44,236	53,369	44,640	44,640	0.00%
40-03	SAFETY PROGRAMS	79	0	0	0	0.00%
41-00	COMMUNICATIONS	43,425	49,431	47,900	47,900	0.00%
42-00	TRANSPORTATION	(78)	0	0	0	0.00%
42-01	VEHICLES & EQUIPMENT	335,117	5,794	0	0	0.00%
42-10	EQUIP. SERVICES - REPAIRS	0	238,560	212,068	305,000	43.82%
42-11	EQUIP. SERVICES - FUEL	0	97,037	67,932	79,000	16.29%
43-00	UTILITY SERVICES	47,709	53,342	0	0	0.00%
43-01	ELECTRICITY	677	0	37,800	38,200	1.06%
43-02	WATER, SEWER, GARBAGE	0	0	12,500	12,100	-3.20%
43-03	OTHER	16	13	0	0	0.00%
44-00	RENTALS & LEASES	7,575	12,037	23,921	20,554	-14.08%
46-00	REPAIR AND MAINTENANCE	85,711	96,745	102,707	97,531	-5.04%
46-05	STORM REPAIR	0	0	700	700	0.00%
46-14	HYDRANT MAINTENANCE	983	522	1,000	1,000	0.00%
47-00	PRINTING AND BINDING	8,251	9,731	12,528	10,668	-14.85%
47-06	DUPLICATING	480	386	0	0	0.00%
49-00	OTHER CURRENT CHARGES	4,982	4,579	7,800	10,800	38.46%
51-00	OFFICE SUPPLIES	13,939	14,786	14,535	14,500	-0.24%
52-00	OPERATING SUPPLIES	99,096	113,385	112,480	112,546	0.06%
54-00	BOOKS, PUBS, SUBS, MEMBS	5,217	2,947	0	0	0.00%
54-01	MEMBERSHIPS	0	2,290	5,418	5,599	3.34%
<b>TOTAL OPERATING EXPENSES</b>		<b>718,241</b>	<b>792,453</b>	<b>755,567</b>	<b>851,102</b>	<b>12.64%</b>



**FISCAL YEAR 1998  
BUDGET DETAIL  
POLICE & EMERGENCY SERVICES  
DEPARTMENT SUMMARY**

CONTINUED

ACCOUNT DESCRIPTION	94 - 95 ACTUALS	95 - 96 ACTUALS	FY 97 ORIGINAL BUDGET	FY 97 - 98 APPROVED	PERCENT CHANGE FY 97- 98
<b><u>NON-OPERATING EXPENSES</u></b>					
60-40 MACHINERY EQUIP	8,000	30,939	14,550	12,866	-11.57%
<b>TOTAL NON-OPERATING EXPENSES</b>	<b>8,000</b>	<b>30,939</b>	<b>14,550</b>	<b>12,866</b>	<b>-11.57%</b>
<b>TOTAL EXPENSES</b>	<b>\$7,057,819</b>	<b>\$7,291,486</b>	<b>\$7,758,985</b>	<b>\$8,094,437</b>	<b>4.32%</b>

**FISCAL YEAR 1998  
BUDGET DETAIL  
POLICE & EMERGENCY SERVICES  
ADMINISTRATION**

001-1101-521

ACCOUNT DESCRIPTION		94 - 95	95 - 96	FY 97	FY 97 - 98	PERCENT
		ACTUALS	ACTUALS	ORIGINAL BUDGET	APPROVED	CHANGE FY 97- 98
<b><u>PERSONAL SERVICES</u></b>						
10-20	REGULAR SALARIES & WAGES	382,789	204,124	256,191	227,244	-11.30%
10-30	OTHER SALARIES	3,856	0	1,503	1,503	0.00%
10-32	STATE INCENTIVES PAY	4,800	2,750	2,452	2,452	0.00%
10-40	OVERTIME	1,569	674	2,000	2,000	0.00%
10-42	HOLIDAY PAY	1,149	1,204	0	0	0.00%
25-00	OTHER FRINGE BENEFITS	151,780	1,840	0	0	0.00%
25-01	FICA	0	14,337	19,784	17,312	-12.49%
25-03	RETIREMENT CONTRIBUTIONS	0	4,557	9,083	6,805	-25.08%
25-04	LIFE/HEALTH INSURANCE	0	17,147	28,690	25,293	-11.84%
29-00	GENERAL & MERIT INC.	0	0	8,882	4,333	-51.22%
<b>TOTAL PERSONAL SERVICES</b>		<b>545,943</b>	<b>246,633</b>	<b>328,585</b>	<b>286,942</b>	<b>-12.67%</b>
<b><u>OPERATING EXPENSES</u></b>						
30-00	OPERATING EXPENDITURES	2,446	0	0	0	0.00%
31-04	OTHER CONTRACTUAL SVCS	859	0	0	0	0.00%
40-01	TRAVEL	3,036	0	0	0	0.00%
40-02	SCHOOL AND TRAINING	15,373	0	0	0	0.00%
40-03	SAFETY PROGRAMS	79	0	0	0	0.00%
41-00	COMMUNICATIONS	16,331	0	0	0	0.00%
46-00	REPAIR AND MAINTENANCE	36,406	29,655	33,143	29,510	-10.96%
47-00	PRINTING AND BINDING	3,874	5,691	5,238	5,238	0.00%
47-06	DUPLICATING	321	0	0	0	0.00%
49-00	OTHER CURRENT CHARGES	1,083	822	1,000	4,000	300.00%
51-00	OFFICE SUPPLIES	5,310	2,497	3,435	3,400	-1.02%
52-00	OPERATING SUPPLIES	4,612	461	500	500	0.00%
54-00	BOOKS, PUBS, SUBS, MEMBS	1,191	408	0	0	0.00%
54-01	MEMBERSHIPS	0	495	1,018	993	-2.46%
<b>TOTAL OPERATING EXPENSES</b>		<b>90,921</b>	<b>40,029</b>	<b>44,334</b>	<b>43,641</b>	<b>-1.56%</b>
<b><u>NON-OPERATING EXPENSES</u></b>						
60-40	MACHINERY EQUIP	0	0	0	681	100.00%
<b>TOTAL NON-OPERATING EXPENSES</b>		<b>0</b>	<b>0</b>	<b>0</b>	<b>681</b>	<b>100.00%</b>
<b>TOTAL EXPENSES</b>		<b>\$636,864</b>	<b>\$286,662</b>	<b>\$372,919</b>	<b>\$331,264</b>	<b>-11.17%</b>



**FISCAL YEAR 1998  
BUDGET DETAIL  
POLICE & EMERGENCY SERVICES  
CRIMINAL INVESTIGATIONS**

001-1119-521

ACCOUNT DESCRIPTION		94 - 95	95 - 96	FY 97	FY 97 - 98	PERCENT
		ACTUALS	ACTUALS	ORIGINAL BUDGET	APPROVED	CHANGE FY 97-98
<b><u>PERSONAL SERVICES</u></b>						
10-20	REGULAR SALARIES & WAGES	619,172	564,874	617,635	636,117	2.99%
10-30	OTHER SALARIES	0	414	1,000	1,000	0.00%
10-32	STATE INCENTIVE PAY	22,030	20,144	23,914	23,914	0.00%
10-40	OVERTIME	45,221	50,448	40,000	57,000	42.50%
10-42	HOLIDAY PAY	9,621	13,842	1,045	1,045	0.00%
25-00	OTHER FRINGE BENEFITS	117,339	4,383	0	0	0.00%
25-01	FICA	0	46,965	49,078	49,038	-0.08%
25-03	RETIREMENT CONTRIBUTIONS	0	1,845	2,572	2,877	11.86%
25-04	LIFE/HEALTH INSURANCE	0	55,896	68,404	66,813	-2.33%
29-00	GENERAL & MERIT INC.	0	0	46,239	9,713	-78.99%
<b>TOTAL PERSONAL SERVICES</b>		<b>813,383</b>	<b>758,811</b>	<b>849,887</b>	<b>847,517</b>	<b>-0.28%</b>
<b><u>OPERATING EXPENSES</u></b>						
31-00	PROFESSIONAL SERVICES	2,014	1,444	1,250	1,620	29.60%
31-04	OTHER CONTRACTUAL SVCS	40	118	200	200	0.00%
40-00	TRAVEL AND PER DIEM	531	55	0	0	0.00%
40-01	TRAVEL	273	1,246	520	520	0.00%
44-00	RENTALS & LEASES	827	408	400	408	2.00%
47-00	PRINTING AND BINDING	288	0	0	0	0.00%
49-00	OTHER CURRENT CHARGES	2,737	2,709	6,000	6,000	0.00%
51-00	OFFICE SUPPLIES	11	33	0	0	0.00%
52-00	OPERATING SUPPLIES	15,673	18,093	18,040	18,686	3.58%
54-00	BOOKS, PUBS, SUBS, MEMBS	613	562	0	0	0.00%
54-01	MEMBERSHIPS	0	248	745	809	8.59%
<b>TOTAL OPERATING EXPENSES</b>		<b>23,007</b>	<b>24,916</b>	<b>27,155</b>	<b>28,243</b>	<b>4.01%</b>
<b>TOTAL EXPENSES</b>		<b>\$836,390</b>	<b>\$783,727</b>	<b>\$877,042</b>	<b>\$875,760</b>	<b>-0.15%</b>

**FISCAL YEAR 1998  
BUDGET DETAIL  
POLICE & EMERGENCY SERVICES  
POLICE OPERATIONS**

001-1120-521

ACCOUNT DESCRIPTION		94 - 95 ACTUALS	95 - 96 ACTUALS	FY 97 ORIGINAL BUDGET	FY 97 - 98 APPROVED	PERCENT CHANGE FY 97 - 98
<b><u>PERSONAL SERVICES</u></b>						
10-20	REGULAR SALARIES & WAGES	1,790,252	1,815,536	1,871,313	2,025,975	8.26%
10-30	OTHER SALARIES	13,705	0	5,676	5,676	0.00%
10-32	STATE INCENTIVE PAY	61,362	56,142	58,957	58,957	0.00%
10-40	OVERTIME	53,413	60,088	51,975	51,975	0.00%
10-41	SPECIAL DUTY PAY	69,077	79,684	100,000	100,000	0.00%
10-42	HOLIDAY PAY	49,117	46,650	48,306	48,306	0.00%
25-00	OTHER FRINGE BENEFITS	322,477	12,717	0	0	0.00%
25-01	FICA	0	148,172	147,103	156,452	6.36%
25-03	RETIREMENT CONTRIBUTIONS	0	79,532	79,911	79,418	-0.62%
25-04	LIFE/HEALTH INSURANCE	0	171,043	187,653	205,138	9.32%
29-00	GENERAL & MERIT INC.	0	0	135,433	32,409	-76.07%
<b>TOTAL PERSONAL SERVICES</b>		<b>2,359,403</b>	<b>2,469,564</b>	<b>2,686,327</b>	<b>2,764,306</b>	<b>2.90%</b>
<b><u>OPERATING EXPENSES</u></b>						
30-00	OPERATING EXPENDITURES	241	1,430	575	575	0.00%
31-00	PROFESSIONAL SERVICES	976	825	0	0	0.00%
31-01	PROFESSIONAL SERVICES	455	590	2,012	2,000	-0.60%
40-00	TRAVEL AND PER DIEM	26	8	0	0	0.00%
40-01	TRAVEL	105	126	150	700	366.67%
44-00	RENTALS & LEASES	5,413	9,000	10,125	6,750	-33.33%
46-00	REPAIR AND MAINTENANCE	0	238	240	500	108.33%
47-00	PRINTING AND BINDING	1,141	777	2,250	1,900	-15.56%
51-00	OFFICE SUPPLIES	4	70	0	0	0.00%
52-00	OPERATING SUPPLIES	4,354	5,679	5,165	9,750	88.77%
54-00	BOOKS, PUBS, SUBS, MEMBS	607	624	0	1,117	100.00%
54-01	MEMBERSHIPS	0	142	875	0	-100.00%
<b>TOTAL OPERATING EXPENSES</b>		<b>13,322</b>	<b>19,509</b>	<b>21,392</b>	<b>23,292</b>	<b>8.88%</b>
<b><u>NON-OPERATING EXPENSES</u></b>						
60-40	MACHINERY EQUIP	0	8,471	7,600	5,700	-25.00%
<b>TOTAL NON-OPERATING EXPENSES</b>		<b>0</b>	<b>8,471</b>	<b>7,600</b>	<b>5,700</b>	<b>-25.00%</b>
<b>TOTAL EXPENSES</b>		<b>\$2,372,725</b>	<b>\$2,497,544</b>	<b>\$2,715,319</b>	<b>\$2,793,298</b>	<b>2.87%</b>



**FISCAL YEAR 1998  
BUDGET DETAIL  
POLICE & EMERGENCY SERVICES  
SUPPORT SERVICES**

001-1121-521

ACCOUNT DESCRIPTION		94 - 95 ACTUALS	95 - 96 ACTUALS	FY 97 ORIGINAL BUDGET	FY 97 - 98 APPROVED	PERCENT CHANGE FY 97- 98
<b><u>PERSONAL SERVICES</u></b>						
10-20	REGULAR SALARIES & WAGES	539,438	576,570	648,477	686,342	5.84%
10-30	OTHER SALARIES	(120)	0	1,500	1,500	0.00%
10-32	STATE INCENTIVE PAY	2,850	3,111	3,742	3,742	0.00%
10-40	OVERTIME	26,598	21,903	20,211	20,211	0.00%
10-42	HOLIDAY PAY	2,813	384	9,789	9,789	0.00%
25-00	OTHER FRINGE BENEFITS	120,365	4,938	0	0	0.00%
25-01	FICA	0	43,559	49,894	52,113	4.45%
25-03	RETIREMENT CONTRIBUTIONS	0	15,945	25,648	17,607	-31.35%
25-04	LIFE/HEALTH INSURANCE	0	69,883	81,828	90,063	10.06%
29-00	GENERAL & MERIT INC.	0	0	24,822	13,392	-46.05%
<b>TOTAL PERSONAL SERVICES</b>		<b>691,944</b>	<b>736,293</b>	<b>865,911</b>	<b>894,759</b>	<b>3.33%</b>
<b><u>OPERATING EXPENSES</u></b>						
30-00	OPERATING EXPENDITURES	181	2,870	1,680	1,680	0.00%
31-00	PROFESSIONAL SERVICES	0	220	500	500	0.00%
31-04	OTHER CONTRACTUAL SERVICES	0	5,193	5,000	5,000	0.00%
40-00	TRAVEL AND PER DIEM	29	150	0	0	0.00%
40-01	TRAVEL	3,772	13,851	15,716	15,716	0.00%
40-02	SCHOOL AND TRAINING	28,753	48,195	44,640	44,640	0.00%
41-00	COMMUNICATIONS	27,094	47,807	47,900	47,900	0.00%
42-01	VEHICLES & EQUIPMENT	233,191	5,794	0	0	0.00%
42-10	EQUIP. SERVICES - REPAIRS	0	143,509	123,481	175,000	41.72%
42-11	EQUIP. SERVICES - FUEL	0	81,137	56,519	65,000	15.01%
43-00	UTILITY SERVICES	33,932	36,639	0	0	0.00%
43-01	ELECTRICITY	0	0	29,500	29,900	1.36%
43-02	WATER, SEWER, GARBAGE	0	0	5,500	5,100	-7.27%
43-03	OTHER	16	13	0	0	0.00%
44-00	RENTALS & LEASES	1,335	2,629	13,396	13,396	0.00%
46-00	REPAIR AND MAINTENANCE	39,977	47,912	52,224	51,546	-1.30%
46-05	STORM REPAIR	0	0	700	700	0.00%
47-00	PRINTING AND BINDING	2,862	2,170	2,985	2,985	0.00%
47-06	DUPLICATING	159	386	0	0	0.00%
49-00	OTHER CURRENT CHARGES	662	548	500	500	0.00%
51-00	OFFICE SUPPLIES	8,123	11,283	10,600	10,600	0.00%
52-00	OPERATING SUPPLIES	35,900	42,632	45,470	45,470	0.00%
54-00	BOOKS, PUBS, SUBS, MEMBS	849	854	0	0	0.00%
54-01	MEMBERSHIPS	0	538	1,680	1,680	0.00%
<b>TOTAL OPERATING EXPENSES</b>		<b>416,835</b>	<b>494,330</b>	<b>457,991</b>	<b>517,313</b>	<b>12.95%</b>
<b><u>NON-OPERATING EXPENSES</u></b>						
60-40	MACHINERY EQUIP	0	10,905	0	0	0.00%
<b>TOTAL NON-OPERATING EXPENSES</b>		<b>0</b>	<b>10,905</b>	<b>0</b>	<b>0</b>	<b>0.00%</b>
<b>TOTAL EXPENSES</b>		<b>\$1,108,779</b>	<b>\$1,241,528</b>	<b>\$1,323,902</b>	<b>\$1,412,072</b>	<b>6.66%</b>

**FISCAL YEAR 1998  
BUDGET DETAIL  
POLICE & EMERGENCY SERVICES  
FIRE OPERATIONS**

001-0810-522

ACCOUNT DESCRIPTION		94 - 95	95 - 96	FY 97	FY 97 - 98	PERCENT
		ACTUALS	ACTUALS	ORIGINAL BUDGET	APPROVED	CHANGE FY 97- 98
<b><u>PERSONAL SERVICES</u></b>						
10-20	REGULAR SALARIES & WAGES	1,424,913	1,633,736	1,487,608	1,651,927	11.05%
10-30	OTHER SALARIES	300	0	0	0	0.00%
10-32	STATE INCENTIVE PAY	4,150	6,565	6,040	6,040	0.00%
10-40	OVERTIME	70,299	49,622	50,000	50,000	0.00%
10-42	HOLIDAY PAY	36,624	37,723	50,487	50,487	0.00%
25-00	OTHER FRINGE BENEFITS	283,054	13,137	0	0	0.00%
25-01	FICA	0	123,648	114,265	120,974	5.87%
25-03	RETIREMENT CONTRIBUTIONS	0	58,650	59,259	59,906	1.09%
25-04	LIFE/HEALTH INSURANCE	0	173,655	174,027	197,031	13.22%
29-00	GENERAL & MERIT INC.	0	0	80,712	26,520	-67.14%
<b>TOTAL PERSONAL SERVICES</b>		<b>1,819,340</b>	<b>2,096,736</b>	<b>2,022,398</b>	<b>2,162,885</b>	<b>6.95%</b>
<b><u>OPERATING EXPENSES</u></b>						
30-00	OPERATING EXPENDITURES	3,114	5,584	5,935	4,803	-19.07%
31-01	PROFESSIONAL SERVICES	2,728	2,188	4,100	3,050	-25.61%
31-04	OTHER CONTRACTUAL SVCS	0	0	14,000	14,000	0.00%
40-01	TRAVEL	0	(128)	0	0	0.00%
40-02	SCHOOL AND TRAINING	0	541	0	0	0.00%
41-00	COMMUNICATIONS	0	1,624	0	0	0.00%
42-00	TRANSPORTATION	(78)	0	0	0	0.00%
42-01	VEHICLES & EQUIPMENT	101,926	0	0	0	0.00%
42-10	EQUIP. SERVICES - REPAIRS	0	95,051	88,587	130,000	46.75%
42-11	EQUIP. SERVICES - FUEL	0	15,900	11,413	14,000	22.67%
43-00	UTILITY SERVICES	13,777	16,703	0	0	0.00%
43-01	ELECTRICITY	677	0	8,300	8,300	0.00%
43-02	WATER, SEWER, GARBAGE	0	0	7,000	7,000	0.00%
46-00	REPAIR AND MAINTENANCE	9,115	16,812	15,500	14,300	-7.74%
46-14	HYDRANT MAINTENANCE	983	522	1,000	1,000	0.00%
49-00	OTHER CURRENT CHARGES	500	500	300	300	0.00%
51-00	OFFICE SUPPLIES	491	903	500	500	0.00%
52-00	OPERATING SUPPLIES	36,250	37,276	34,375	27,675	-19.49%
<b>TOTAL OPERATING EXPENSES</b>		<b>169,483</b>	<b>193,476</b>	<b>191,010</b>	<b>224,928</b>	<b>17.76%</b>
<b><u>NON-OPERATING EXPENSES</u></b>						
60-40	MACHINERY EQUIP	5,796	5,861	6,950	6,485	-6.69%
<b>TOTAL NON-OPERATING EXPENSES</b>		<b>5,796</b>	<b>5,861</b>	<b>6,950</b>	<b>6,485</b>	<b>-6.69%</b>
<b>TOTAL EXPENSES</b>		<b>\$1,994,619</b>	<b>\$2,296,073</b>	<b>\$2,220,358</b>	<b>\$2,394,298</b>	<b>7.83%</b>



**FISCAL YEAR 1998  
BUDGET DETAIL  
POLICE & EMERGENCY SERVICES  
PREVENTION SERVICES**

001-0811-522

ACCOUNT DESCRIPTION		94 - 95	95 - 96	FY 97	FY 97 - 98	PERCENT
		ACTUALS	ACTUALS	ORIGINAL BUDGET	APPROVED	CHANGE FY 97- 98
<b><u>PERSONAL SERVICES</u></b>						
10-20	REGULAR SALARIES & WAGES	82,059	129,800	180,871	218,478	20.79%
10-30	OTHER SALARIES	100	0	0	0	0.00%
10-32	STATE INCENTIVE PAY	600	2,096	3,863	3,863	0.00%
10-40	OVERTIME	2,410	3,584	4,500	4,500	0.00%
10-42	HOLIDAY PAY	0	981	0	0	0.00%
25-00	OTHER FRINGE BENEFITS	16,396	466	0	0	0.00%
25-01	FICA	0	9,871	14,062	16,789	19.39%
25-03	RETIREMENT CONTRIBUTIONS	0	1,647	2,745	4,118	50.02%
25-04	LIFE/HEALTH INSURANCE	0	11,612	18,808	23,363	24.22%
29-00	GENERAL & MERIT INC.	0	0	10,911	2,949	-72.97%
<b>TOTAL PERSONAL SERVICES</b>		<b>101,565</b>	<b>160,057</b>	<b>235,760</b>	<b>274,060</b>	<b>16.25%</b>
<b><u>OPERATING EXPENSES</u></b>						
40-01	TRAVEL	0	1,729	0	0	0.00%
40-02	SCHOOL AND TRAINING	110	4,633	0	0	0.00%
46-00	REPAIR AND MAINTENANCE	213	2,128	1,600	1,675	4.69%
47-00	PRINTING AND BINDING	86	1,093	2,055	545	-73.48%
52-00	OPERATING SUPPLIES	2,307	9,244	8,930	10,465	17.19%
54-00	BOOKS, PUBS, SUBS, MEMBS	1,957	499	0	0	0.00%
54-01	MEMBERSHIPS	0	867	1,100	1,000	-9.09%
<b>TOTAL OPERATING EXPENSES</b>		<b>4,673</b>	<b>20,193</b>	<b>13,685</b>	<b>13,685</b>	<b>0.00%</b>
<b><u>NON-OPERATING EXPENSES</u></b>						
60-40	MACHINERY EQUIP	2,204	5,702	0	0	0.00%
<b>TOTAL NON-OPERATING EXPENSES</b>		<b>2,204</b>	<b>5,702</b>	<b>0</b>	<b>0</b>	<b>0.00%</b>
<b>TOTAL EXPENSES</b>		<b>\$108,442</b>	<b>\$185,952</b>	<b>\$249,445</b>	<b>\$287,745</b>	<b>15.35%</b>

# Enterprise Funds



# Water & Sewer

***WATER***

***&***

***SEWER***

***FUND***



**FISCAL YEAR 1998**  
**WATER/SEWER FUND**  
**STATEMENT OF CASH FLOW**

**BEGINNING BALANCE - UNRESTRICTED RESERVES (1)** **\$1,289,500**

**ADD: BUDGETED REVENUES:**

OPERATING:

Water Sales (5% Rate Increase FY 98)	\$7,971,500	
Sewer Charges (12% Rate Increase FY 98)	8,351,000	
Other Operating	<u>421,000</u>	
		\$16,743,500

NON-OPERATING:

Interest Income	\$700,000	
System Development Charges	600,000	
Transfer - Utility Tax	169,250	
Transfer - Stormwater	50,000	
Transfer - Solid Waste	34,300	
State Revolving Loan Fund	10,000,000	
Payments on Assessments	<u>200,000</u>	
		\$11,753,550
		<u>\$28,497,050</u>

**TOTAL AVAILABLE RESOURCES:**

**\$29,786,550**

**LESS: BUDGETED EXPENDITURES:**

Administration	\$501,252	
Water Production	2,675,439	
Water Distribution	964,304	
Wastewater Treatment	1,673,061	
Wastewater Collection	686,062	
Utilities Maintenance	1,182,547	
Debt Principal (Parity Debt)	1,540,000	
Debt Interest (Parity Debt)	1,711,928	
State Revolving Loan - Princ. (1/2 year)	479,600	
State Revolving Loan - Int. (1/2 year)	337,500	
Transfer - General Fund Admin.	1,879,900	
Transfer - Pmt in Lieu of Taxes	1,135,200	
Transfer - Self Insurance	256,050	
Capital Projects:		
Plant Construction	10,000,000	
C.I.P. Program	1,702,400	
Repair and Replacement	1,797,000	
Contingency	100,000	
Operating contingency	100,000	
Depreciation	<u>N/A</u>	

\$28,722,243

**BUDGETED CASH FLOW**

**(\$225,193)**

**ENDING BALANCE - UNRESTRICTED RESERVES**

**\$1,064,307**

(1) Audited Balance 9/30/96 less cash reserves budgeted fiscal year 1997.

**FISCAL YEAR 1998**

**WATER/SEWER FUND**

**STATEMENT OF REVENUES, EXPENDITURES AND NET INCOME**

**ADD: BUDGETED REVENUES:**

OPERATING:

Water Sales	\$7,971,500	
Sewer Charges	8,351,000	
Other Operating	<u>421,000</u>	
		\$16,743,500

NON-OPERATING:

Interest Income		<u>\$700,000</u>
		\$17,443,500

**LESS: BUDGETED EXPENDITURES:**

Administration	\$501,252	
Water Production	2,675,439	
Water Distribution	964,304	
Wastewater Treatment	1,673,061	
Wastewater Collection	686,062	
Utilities Maintenance	1,182,547	
Debt Principal (Parity Debt)	N/A	
Debt Interest (Parity Debt)	1,711,928	
State Revolving Loan - Principal (1)	N/A	
State Revolving Loan - Interest (1)	337,500	
Transfer - General Fund Admin.	1,879,900	
Transfer - Pmt in Lieu of Taxes (2)	1,135,200	
Transfer - Self Insurance	256,050	
Capital Projects	N/A	
Operating Contingency	100,000	
Depreciation	<u>3,500,000</u>	
		<u>\$16,603,243</u>

**BUDGETED NET INCOME**

**\$840,257**

**NOTE: Budget schedule prepared on the full accrual accounting basis, consistent with preparation of annual audit report.**

- (1) State Revolving Loan Payment based on completion of project in April 1998. Budgeted at one-half year.
- (2) 6% of revenues plus 1.18 Mills on property, plant, and equipment (net), including sewer expansion.



**FISCAL YEAR 1998  
WATER & SEWER FUND  
DEBT SERVICE COVERAGE CALCULATION  
(\$000'S OMITTED)**

**OPERATING REVENUES** **\$16,744**

**OPERATING EXPENSES:**

WATER SYSTEM:

WATER PRODUCTION	\$2,675
WATER DISTRIBUTION	964

SEWER SYSTEM:

WASTEWATER TREATMENT	1,673
WASTEWATER COLLECTION	686

UTILITIES MAINTENANCE	1,183
-----------------------	-------

ADMINISTRATION	501
----------------	-----

SELF-INSURANCE	256
----------------	-----

7,938

**OPERATING INCOME** **\$8,806**

**OTHER INCOME:**

INTEREST INCOME	700
SYSTEM DEVELOPMENT (1)	<u>N/A</u>

700

NET REVENUES AVAILABLE FOR DEBT SERVICE, RENEWAL & REPLACEMENT, INTERFUND TRANSFER & CAPITAL REQUIREMENTS	<u>\$9,506</u>
---	----------------

DEBT SERVICE REQUIREMENTS	4,070
---------------------------	-------

**DEBT SERVICE COVERAGE (1)** **2.34**

INTERFUND TRANSFER (2)	3,015
------------------------	-------

- (1) City of Naples Bond Covenants require debt service coverage of 1.35, exclusive of system development revenues.
- (2) Administrative overhead allocation payment to the General Fund, plus payment-in-lieu-of-taxes (PILOT).

**WATER & SEWER FUND  
REVENUE SUMMARY**

	ACTUAL <u>1993-94</u>	ACTUAL <u>1994-95</u>	ACTUAL <u>1995-96</u>	PROJECTED <u>1996-97</u>	APPROVED BUDGET <u>1997-98</u>
<b>WATER:</b>					
WATER SALES	\$6,381,569	\$6,407,776	\$6,718,272	\$6,900,000	\$7,288,500
WATER SURCHARGE	538,903	532,944	542,669	550,000	588,500
HYDRANT	12,065	6,022	19,904	15,000	15,000
TAPPING FEES	93,341	67,043	80,825	90,000	90,000
INSTALLATION FEES	19,035	17,918	12,630	15,000	15,000
CONNECTION CHARGES	14,993	3,510	11,554	15,000	15,000
DELINQUENT FEES	59,248	56,272	71,473	60,000	70,000
MISCELLANEOUS	539,992	138,675	128,595	28,000	100,000
TOTAL WATER	\$7,659,146	\$7,230,160	\$7,585,922	\$7,673,000	\$8,182,000
<b>SEWER:</b>					
SERVICE CHARGES	\$5,940,892	\$6,772,305	\$6,788,542	\$6,936,000	\$8,017,200
SEWER SURCHARGE	351,936	405,727	357,805	389,400	428,300
CONNECTION CHARGES	0	5,820	12,731	5,000	5,000
INSPECTION	1,020	840	1,120	1,000	1,000
RE-USE WATER	33,743	23,652	50,757	55,000	60,000
MISCELLANEOUS	17,767	38,118	70,427	15,000	50,000
TOTAL SEWER	\$6,345,358	\$7,246,462	\$7,281,382	\$7,401,400	\$8,561,500
<b>NON-OPERATING:</b>					
SYSTEM DEVELOPMENT	\$803,740	\$284,845	\$606,795	\$600,000	\$600,000
INTEREST INCOME	503,689	607,516	1,008,634	800,000	700,000
FUND TRANSFERS	201,950	169,688	388,725	283,563	253,550
BOND PROCEEDS	0	303,338	10,954,192	13,200,000	10,000,000
ASSESSMENT PAYMENTS	0	0	189,775	500,000	200,000
NON-OPERATING	<u>\$1,509,379</u>	<u>\$1,365,387</u>	<u>\$13,148,121</u>	<u>\$15,383,563</u>	<u>\$11,753,550</u>
<b>TOTAL WATER &amp; SEWER</b>	<u><u>\$15,513,883</u></u>	<u><u>\$15,842,009</u></u>	<u><u>\$28,015,425</u></u>	<u><u>\$30,457,963</u></u>	<u><u>\$28,497,050</u></u>



**FISCAL YEAR 1998**

**BUDGET DETAIL**

**FUND: 420 WATER & SEWER FUND**

#	JOB TITLE	FY 98 APPROVED
<b>ADMINISTRATION</b>		
1	Utilities Director	\$71,494
1	Utilities Analyst	27,720
1	Sr. Administrative Specialist	24,483
1	Administrative Specialist I	18,594
<b>WATER PRODUCTION</b>		
1	Operations Superintendent, Utilities	51,227
1	Treatment Plant Supervisor	37,115
10	Plant Operator	291,414
1	Utilities Maintenance Technician I	24,141
1	Equipment Operator III	22,547
1	Administrative Specialist II	22,212
1	Service Worker III	22,155
<b>WATER DISTRIBUTION</b>		
1	Distribution Supervisor	41,817
2	Cross Connection Control Technician	53,053
4	Sr. Utilities Technician	107,361
1	Utilities Locator	26,044
1	Equipment Operator IV	28,456
3	Utilities Technician III	74,393
1	Parts Controller	24,675
1	Administrative Specialist II	23,539
7	Utilities Technician I	146,246
<b>WASTEWATER TREATMENT</b>		
1	Treatment Plant Supervisor	42,379
1	Industrial Waste Technician	32,132
2	Laboratory & Field Technician	61,006
12	Plant Operator	339,716
1	Utilities Maintenance Technician I	26,110
1	Centrifuge & Press Operator	29,856
1	Service Worker III	23,568

**FISCAL YEAR 1998**

**BUDGET DETAIL**

**FUND: 420 WATER & SEWER FUND**

#	JOB TITLE	FY 98 APPROVED
WASTEWATER COLLECTION		
1	Collections Supervisor	\$35,781
1	Utilities Coordinator	32,886
3	Sr. Utilities Technician	85,177
2	Equipment Operator IV	48,283
1	Tradesworker	25,126
1	Utilities Maintenance Mechanic	23,157
1	Utilities Technician II	21,287
5	Utilities Technician I	98,627
UTILITIES MAINTENANCE		
1	Utilities Maintenance Superintendent	48,991
2	Utilities Maintenance Supervisor	65,362
3	Instrument Technician	81,754
4	Utilities Maintenance Technician II	118,950
1	Utilities Maintenance Coordinator	25,092
4	Utilities Maintenance Technician I	95,581
1	Administrative Specialist II	23,150
1	Service Worker III	21,287
1	Service Worker I	17,681
93	Total Authorized Positions	2,561,625
	Regular Salaries	2,561,625
	Other Salaries & Wages	22,500
	Overtime	122,920
	Employer Payroll Expenses	647,773
	General & Merit Increase	50,752
		<hr/>
		\$3,405,570



**FISCAL YEAR 1998  
BUDGET DETAIL  
WATER & SEWER FUND  
DEPARTMENT SUMMARY**

FUND 420

ACCOUNT DESCRIPTION	94 - 95 ACTUALS	95 - 96 ACTUALS	FY 97 ORIGINAL BUDGET	FY 97 - 98 APPROVED	PERCENT CHANGE FY 97- 98
<b><u>PERSONAL SERVICES</u></b>					
10-20 REGULAR SALARIES & WAGES	2,350,717	2,242,592	2,400,370	2,561,625	6.72%
10-30 OTHER SALARIES	7,762	31,201	8,500	22,500	164.71%
10-40 OVERTIME	125,938	100,253	122,920	122,920	0.00%
25-00 OTHER FRINGE BENEFITS	523,092	19,538	0	0	0.00%
25-01 FICA	0	171,395	183,629	193,665	5.47%
25-03 RETIREMENT CONTRIBUTIONS	0	82,025	126,019	105,050	-16.64%
25-04 LIFE/HEALTH INSURANCE	0	267,268	319,979	349,058	9.09%
29-00 GENERAL & MERIT INC.	0	0	80,265	50,752	-36.77%
<b>TOTAL PERSONAL SERVICES</b>	<b>3,007,509</b>	<b>2,914,272</b>	<b>3,241,682</b>	<b>3,405,570</b>	<b>5.06%</b>
<b><u>OPERATING EXPENSES</u></b>					
30-00 OPERATING EXPENDITURES	5,668	15,958	15,000	17,300	15.33%
30-01 CITY ADMINISTRATION	1,191,000	1,250,550	1,313,100	1,879,900	43.17%
30-05 COUNTY LAND FILL	608	0	1,000	500	-50.00%
30-07 SMALL TOOLS	7,014	5,350	5,500	6,500	18.18%
30-13 ENGINEERING ADMIN.	0	250,000	262,500	0	-100.00%
31-00 PROFESSIONAL SERVICES	19,500	15,522	20,500	20,500	0.00%
31-01 PROFESSIONAL SERVICES	5,374	7,547	10,000	10,000	0.00%
31-04 OTHER CONTRACTUAL SERVICES	260,882	305,222	256,000	265,000	3.52%
38-01 PAYMENTS IN LIEU OF TAXES	0	1,077,000	1,098,500	1,135,200	3.34%
40-00 TRAVEL AND PER DIEM	2,959	1,371	4,000	3,000	-25.00%
40-01 TRAVEL	3,910	4,870	2,500	2,750	10.00%
40-02 SCHOOL AND TRAINING	11,272	9,995	13,500	14,260	5.63%
40-03 SAFETY	16,389	16,005	15,500	16,500	6.45%
40-04 SAFETY PROGRAMS	415	1,148	2,200	2,400	9.09%
41-00 COMMUNICATIONS	19,302	20,481	21,800	21,700	-0.46%
41-01 TELEPHONE	2,467	772	2,450	2,000	-18.37%
41-02 FAX & MODEMS	0	0	1,950	0	-100.00%
41-03 RADIO & PAGER	2,329	1,617	4,050	2,700	-33.33%
42-00 TRANSPORTATION	699	39	0	0	0.00%
42-01 VEHICLES & EQUIPMENT	180,757	0	0	0	0.00%
42-02 POSTAGE & FREIGHT	662	1,013	1,300	1,250	-3.85%
42-10 EQUIP. SERVICES - REPAIRS	0	101,951	124,668	148,300	18.96%
42-11 EQUIP. SERVICES - FUEL	0	38,752	32,832	37,540	14.34%
43-00 UTILITY SERVICES	1,001,640	21,861	0	0	0.00%
43-01 ELECTRICITY	0	1,064,925	1,056,000	1,258,000	19.13%
43-02 WATER, SEWER, GARBAGE	3,033	13,050	21,440	22,400	4.48%
43-03 OTHER	87	284	0	0	0.00%
44-00 RENTALS & LEASES	750	2,000	3,350	3,350	0.00%
44-02 EQUIPMENT RENTAL	5,355	8,165	9,250	10,000	8.11%
45-22 SELF INS. PROPERTY DAMAGE	357,710	357,710	375,600	256,050	-31.83%
46-00 REPAIR AND MAINTENANCE	35,833	48,292	58,000	64,000	10.34%
46-02 BUILDINGS & GROUND MAINT.	24,554	36,206	33,000	38,500	16.67%
46-03 EQUIP. MAINT. CONTRACTS	157	6,150	5,000	8,500	70.00%
46-04 EQUIP. MAINTENANCE	118,981	135,755	126,500	164,000	29.64%
46-06 OTHER MAINTENANCE	2,881	3,192	4,500	4,500	0.00%
46-12 ROAD REPAIRS	41,774	51,842	40,000	40,000	0.00%
47-00 PRINTING AND BINDING	554	273	2,750	2,750	0.00%



**FISCAL YEAR 1998  
BUDGET DETAIL  
WATER & SEWER FUND  
DEPARTMENT SUMMARY**

CONTINUED

FUND 420

ACCOUNT DESCRIPTION	94 - 95 ACTUALS	95 - 96 ACTUALS	FY 97 ORIGINAL BUDGET	FY 97 - 98 APPROVED	PERCENT CHANGE FY 97- 98
47-02 ADVERTISING (NON LEGAL)	180	0	5,000	5,000	0.00%
47-05 PHOTO AND VIDEO	90	234	350	400	14.29%
47-06 DUPLICATING	2,785	2,772	4,100	3,100	-24.39%
49-00 OTHER CURRENT CHARGES	11,381	15,789	16,000	17,200	7.50%
49-02 INFORMATION SERVICES	99,130	161,742	199,193	222,212	11.56%
49-04 EMPLOYEE DEVELOPEMENT	0	0	600	600	0.00%
49-08 HAZARDOUS WASTE DISPOSAL	0	555	2,250	1,950	-13.33%
51-00 OFFICE SUPPLIES	5,138	5,459	5,450	5,450	0.00%
51-01 STATIONARY	1,095	591	2,000	1,350	-32.50%
51-02 OTHER OFFICE SUPPLIES	271	184	450	400	-11.11%
51-03 OFFICE EQUIP. < \$250	1,147	137	1,150	1,550	34.78%
52-00 OPERATING SUPPLIES	127,083	202,980	126,000	154,500	22.62%
52-02 FUEL	18,173	10,205	23,000	17,500	-23.91%
52-03 OIL & LUBE	3,469	3,149	4,000	5,000	25.00%
52-07 UNIFORMS	22,070	25,847	18,100	18,400	1.66%
52-09 OTHER CLOTHING	6,800	6,622	9,600	9,800	2.08%
52-10 JANITORIAL SUPPLIES	1,964	1,965	2,550	2,550	0.00%
52-21 NEW INSTALLATIONS SUPPLY	65,486	16,736	20,000	20,000	0.00%
52-22 REPAIR SUPPLIES	85,849	181,432	80,000	100,000	25.00%
52-23 WATER DISTR. SYS. REPAIRS	24,343	448	0	0	0.00%
52-80 CHEMICALS	1,266,049	1,228,239	1,450,635	1,479,383	1.98%
54-00 BOOKS, PUBS, SUBS, MEMBS	468	275	650	600	-7.69%
54-01 MEMBERSHIPS	3,101	2,140	2,950	2,850	-3.39%
59-00 DEPRECIATION	2,389,521	3,068,974	0	0	0.00%
<b>TOTAL OPERATING EXPENSES</b>	<b>7,460,109</b>	<b>9,811,343</b>	<b>6,918,268</b>	<b>7,529,145</b>	<b>8.83%</b>

**NON-OPERATING EXPENSES**

60-10 LAND	0	0	100,000	100,000	0.00%
60-20 BUILDINGS	0	0	12,850,000	500,000	-96.11%
60-30 IMPROVEMENTS O/T BUILDING	0	0	160,000	11,024,000	6790.00%
60-36 MAINS AND METERS	0	0	0	309,500	100.00%
60-38 LATERALS AND MAINS	0	0	2,392,348	788,400	-67.04%
60-40 MACHINERY EQUIP	0	0	2,742,100	625,600	-77.19%
60-70 VEHICLES	0	0	30,000	163,000	443.33%
70-00 DEBT SERVICE	0	0	3,528,248	4,069,028	15.33%
70-10 INTEREST PAYMENTS	1,990,693	1,916,480	0	0	0.00%
70-11 INTEREST ON DEPOSITS	7,485	0	0	0	0.00%
70-30 CURRENT YR BOND EXP	4,220	84,651	0	8,000	100.00%
91-00 TRANSFERS OUT	7,500	0	0	0	0.00%
91-01 PAYMENTS IN LIEU OF TAXES	1,013,700	0	0	0	0.00%
99-01 OPERATING CONTINGENCY	0	0	100,000	100,000	0.00%
99-02 CAPITAL CONTINGENCY	0	0	100,000	100,000	0.00%
<b>TOTAL NON-OPERATING EXPENSES</b>	<b>3,023,598</b>	<b>2,001,131</b>	<b>22,002,696</b>	<b>17,787,528</b>	<b>-19.16%</b>
<b>TOTAL EXPENSES</b>	<b>\$13,491,216</b>	<b>\$14,726,746</b>	<b>\$32,162,646</b>	<b>\$28,722,243</b>	<b>-10.70%</b>



# UTILITIES ADMINISTRATION

**CITY MANAGER**

**UTILITIES DIRECTOR**

- 1 UTILITIES ANALYST
- 1 SR. ADMINISTRATIVE SPECIALIST
- 1 ADMINISTRATIVE SPECIALIST I

## AUTHORIZED PERSONNEL:

### UTILITIES ADMIN.

	1997 BASE BUDGET	1997 REVISED BUDGET	1998 DEPT REQUEST	1998 APPROVED BUDGET
--	------------------------	---------------------------	-------------------------	----------------------------

UTILITIES ADMIN.	4	4	4	4
------------------	---	---	---	---

**FISCAL YEAR 1998  
BUDGET DETAIL  
WATER & SEWER FUND  
ADMINISTRATION**

420-2001-533

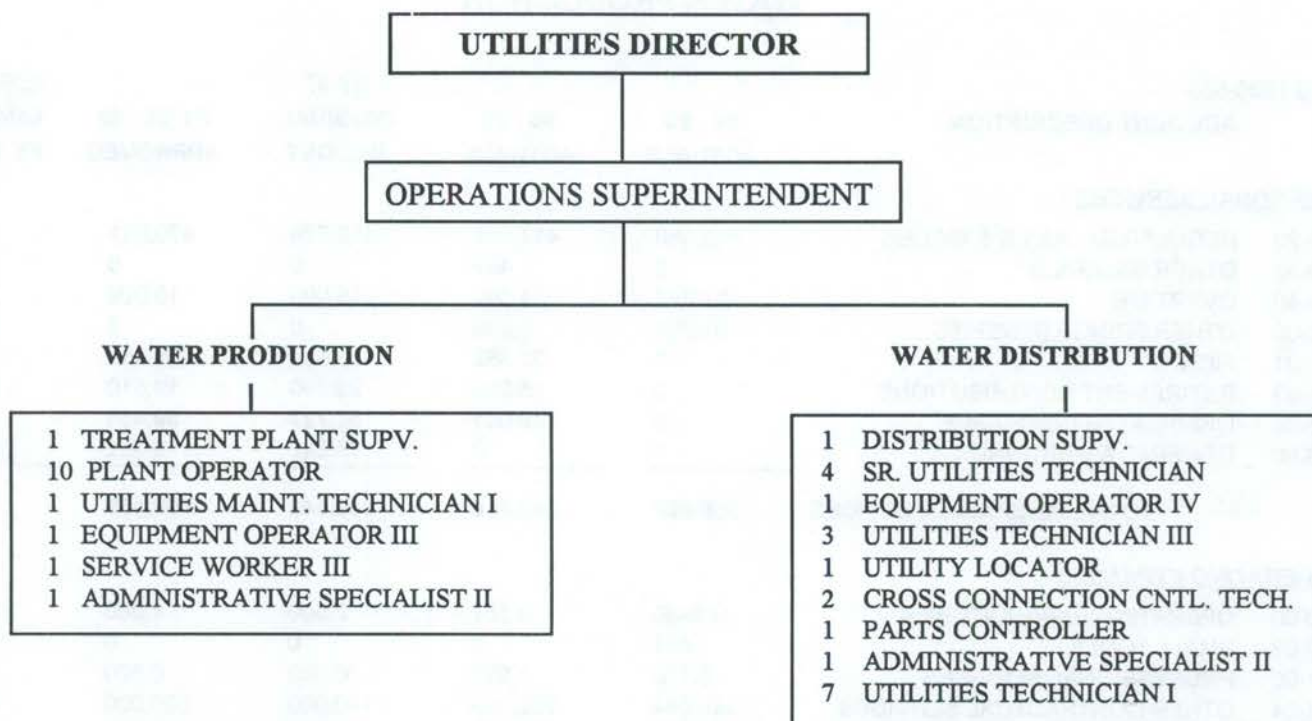
ACCOUNT DESCRIPTION		94 - 95	95 - 96	FY 97 ORIGINAL BUDGET	FY 97 - 98 APPROVED	PERCENT CHANGE FY 97- 98
		ACTUALS	ACTUALS			
<b><u>PERSONAL SERVICES</u></b>						
10-20	REGULAR SALARIES & WAGES	178,865	156,999	138,821	142,291	2.50%
10-30	OTHER SALARIES	0	1,320	1,000	1,000	0.00%
10-40	OVERTIME	163	368	3,500	3,500	0.00%
25-00	OTHER FRINGE BENEFITS	37,363	1,138	0	0	0.00%
25-01	FICA	0	9,533	10,620	10,899	2.63%
25-03	RETIREMENT CONTRIBUTIONS	0	7,312	9,271	7,813	-15.73%
25-04	LIFE/HEALTH INSURANCE	0	11,220	13,080	15,542	18.82%
29-00	GENERAL & MERIT INC.	0	0	4,949	2,855	-42.31%
<b>TOTAL PERSONAL SERVICES</b>		<b>216,391</b>	<b>187,890</b>	<b>181,241</b>	<b>183,900</b>	<b>1.47%</b>
<b><u>OPERATING EXPENSES</u></b>						
30-00	OPERATING EXPENDITURES	2,189	2,355	2,000	2,500	25.00%
30-01	CITY ADMINISTRATION	1,191,000	1,250,550	1,313,100	1,879,900	43.17%
30-13	ENGINEERING ADMIN.	0	250,000	262,500	0	-100.00%
31-01	PROFESSIONAL SERVICES	5,374	7,547	10,000	10,000	0.00%
31-04	OTHER CONTRACTUAL SERVICES	20,225	29,869	25,000	25,000	0.00%
38-01	PAYMENTS IN LIEU OF TAXES	0	1,077,000	1,098,500	1,135,200	3.34%
40-00	TRAVEL AND PER DIEM	2,701	986	3,500	2,500	-28.57%
40-01	TRAVEL	37	0	0	0	0.00%
40-02	SCHOOL AND TRAINING	2,483	1,609	2,500	2,000	-20.00%
41-00	COMMUNICATIONS	2,706	2,065	2,500	2,500	0.00%
41-01	TELEPHONE	1,565	452	1,500	1,500	0.00%
41-02	FAX & MODEMS	0	0	1,500	0	-100.00%
42-00	TRANSPORTATION	0	39	0	0	0.00%
42-01	VEHICLES & EQUIPMENT	2,103	0	0	0	0.00%
42-10	EQUIP. SERVICES - REPAIRS	0	1,206	2,934	2,900	-1.16%
42-11	EQUIP. SERVICES - FUEL	0	911	566	540	-4.59%
43-00	UTILITY SERVICES	5,435	11,699	0	0	0.00%
43-01	ELECTRICITY	0	0	10,000	10,500	5.00%
43-02	WATER, SEWER, GARBAGE	0	0	1,200	1,200	0.00%
43-03	OTHER	37	165	0	0	0.00%
45-22	SELF INS. PROPERTY DAMAGE	357,710	357,710	375,600	256,050	-31.83%
46-00	REPAIR AND MAINTENANCE	2,381	1,792	7,500	5,000	-33.33%
46-02	BUILDINGS & GROUND MAINT.	0	0	2,500	2,000	-20.00%
47-00	PRINTING AND BINDING	109	123	2,500	2,500	0.00%
47-02	ADVERTISING (NON LEGAL)	180	0	5,000	5,000	0.00%
47-06	DUPLICATING	2,737	2,739	4,000	3,000	-25.00%
49-00	OTHER CURRENT CHARGES	572	1,737	500	1,000	100.00%
49-02	INFORMATION SERVICES	99,130	161,742	199,193	222,212	11.56%
49-04	EMPLOYEE DEVELOPEMENT	0	0	500	500	0.00%
51-00	OFFICE SUPPLIES	1,278	1,489	1,500	1,500	0.00%
51-01	STATIONARY	100	255	1,000	500	-50.00%
52-00	OPERATING SUPPLIES	-1,268	3,060	2,000	2,500	25.00%
54-01	MEMBERSHIPS	2,617	1,756	2,500	2,500	0.00%



**FISCAL YEAR 1998  
BUDGET DETAIL  
WATER & SEWER FUND  
ADMINISTRATION**

CONTINUED

420-2001-533				FY 97		PERCENT
ACCOUNT DESCRIPTION		94 - 95	95 - 96	ORIGINAL	FY 97 - 98	CHANGE
		ACTUALS	ACTUALS	BUDGET	APPROVED	FY 97- 98
59-00	DEPRECIATION/AMORTIZATION	2,389,521	2,838,538	0	0	0.00%
	<b>TOTAL OPERATING EXPENSES</b>	<b>4,090,922</b>	<b>6,007,394</b>	<b>3,341,593</b>	<b>3,580,502</b>	<b>7.15%</b>
<b><u>NON-OPERATING EXPENSES</u></b>						
70-00	DEBT SERVICE	0	0	3,528,248	4,069,028	15.33%
70-10	INTEREST PAYMENTS	1,990,693	1,916,480	0	0	0.00%
70-11	INTEREST ON DEPOSITS	7,485	0	0	0	0.00%
70-30	CURRENT YR BOND EXP	4,220	84,651	0	8,000	100.00%
91-00	TRANSFERS OUT	7,500	0	0	0	0.00%
91-01	PAYMENTS IN LIEU OF TAXES	1,013,700	0	0	0	0.00%
99-01	OPERATING CONTINGENCY	0	0	100,000	100,000	0.00%
99-02	CAPITAL CONTINGENCY	0	0	100,000	100,000	0.00%
	<b>TOTAL NON-OPERATING EXPENSES</b>	<b>3,023,598</b>	<b>2,001,131</b>	<b>3,728,248</b>	<b>4,277,028</b>	<b>14.72%</b>
	<b>TOTAL EXPENSES</b>	<b>\$7,330,911</b>	<b>\$8,196,415</b>	<b>\$7,251,082</b>	<b>\$8,041,430</b>	<b>10.90%</b>



**AUTHORIZED PERSONNEL:**

	1997 BASE BUDGET	1997 REVISED BUDGET	1998 DEPT REQUEST	1998 APPROVED BUDGET
WATER PRODUCTION	16	16	16	16
WATER DISTRIBUTION	21	21	21	21



**FISCAL YEAR 1998  
BUDGET DETAIL  
WATER & SEWER FUND  
WATER PRODUCTION**

420-2030-533

ACCOUNT DESCRIPTION		94 - 95	95 - 96	FY 97	FY 97 - 98	PERCENT
		ACTUALS	ACTUALS	ORIGINAL BUDGET	APPROVED	CHANGE FY 97- 98
<b><u>PERSONAL SERVICES</u></b>						
10-20	REGULAR SALARIES & WAGES	440,580	417,571	439,739	470,811	7.07%
10-30	OTHER SALARIES	0	487	0	0	0.00%
10-40	OVERTIME	27,347	24,669	15,000	15,000	0.00%
25-00	OTHER FRINGE BENEFITS	91,001	3,336	0	0	0.00%
25-01	FICA	0	32,362	33,639	35,438	5.35%
25-03	RETIREMENT CONTRIBUTIONS	0	15,234	23,190	19,510	-15.87%
25-04	LIFE/HEALTH INSURANCE	0	49,051	59,727	59,488	-0.40%
29-00	GENERAL & MERIT INC.	0	0	15,247	9,332	-38.79%
<b>TOTAL PERSONAL SERVICES</b>		<b>558,928</b>	<b>542,710</b>	<b>586,542</b>	<b>609,579</b>	<b>3.93%</b>
<b><u>OPERATING EXPENSES</u></b>						
30-00	OPERATING EXPENDITURES	(4,848)	3,557	2,500	4,000	60.00%
30-07	SMALL TOOLS	504	0	0	0	0.00%
31-00	PROFESSIONAL SERVICES	8,170	5,973	6,500	6,500	0.00%
31-04	OTHER CONTRACTUAL SERVICES	145,964	202,789	170,000	200,000	17.65%
40-01	TRAVEL	1,266	1,929	500	500	0.00%
40-02	SCHOOL AND TRAINING	1,005	1,585	1,000	1,960	96.00%
40-03	SAFETY	3,743	2,297	1,500	2,500	66.67%
40-04	SAFETY PROGRAMS	0	10	250	750	200.00%
41-00	COMMUNICATIONS	10,366	11,808	12,000	12,000	0.00%
41-03	RADIO & PAGER	88	673	300	300	0.00%
42-01	VEHICLES & EQUIPMENT	11,688	0	0	0	0.00%
42-02	POSTAGE & FREIGHT	29	358	100	100	0.00%
42-10	EQUIP. SERVICES - REPAIRS	0	1,545	14,103	7,900	-43.98%
42-11	EQUIP. SERVICES - FUEL	0	2,244	897	1,000	11.48%
43-00	UTILITY SERVICES	708,722	0	0	0	0.00%
43-01	ELECTRICITY	0	763,706	730,000	760,000	4.11%
43-02	WATER, SEWER, GARBAGE	723	4,195	5,040	6,000	0.00%
43-03	OTHER	50	13	0	0	0.00%
44-02	EQUIPMENT RENTAL	1,470	2,319	1,500	2,000	33.33%
46-00	REPAIR AND MAINTENANCE	10,473	19,232	12,500	14,500	16.00%
46-02	BUILDINGS & GROUND MAINT.	17,700	28,435	20,000	26,000	30.00%
46-03	EQUIP. MAINT. CONTRACTS	157	0	0	0	0.00%
46-04	EQUIP. MAINTENANCE	69,128	45,261	30,500	50,000	63.93%
46-06	OTHER MAINTENANCE	501	649	1,000	1,000	0.00%
49-00	OTHER CURRENT CHARGES	2,584	2,753	3,000	3,500	16.67%
51-00	OFFICE SUPPLIES	1,161	1,144	1,200	1,200	0.00%
51-01	STATIONARY	397	0	250	250	0.00%
52-00	OPERATING SUPPLIES	17,496	11,758	16,000	18,000	12.50%
52-02	FUEL	8,826	5,859	12,000	10,000	-16.67%
52-03	OIL & LUBE	944	746	1,000	1,500	50.00%
52-07	UNIFORMS	3,637	4,317	3,500	3,500	0.00%
52-09	OTHER CLOTHING	1,422	1,300	1,800	1,800	0.00%
52-10	JANITORIAL SUPPLIES	821	843	1,000	1,000	0.00%
52-80	CHEMICALS	779,332	829,005	1,060,385	928,000	-12.48%

**FISCAL YEAR 1998  
BUDGET DETAIL  
WATER & SEWER FUND  
WATER PRODUCTION**

CONTINUED

420-2030-533

ACCOUNT DESCRIPTION	94 - 95 ACTUALS	95 - 96 ACTUALS	FY 97 ORIGINAL BUDGET	FY 97 - 98 APPROVED	PERCENT CHANGE FY 97- 98
54-01 MEMBERSHIPS	51	165	100	100	0.00%
59-00 DEPRECIATION/AMORTIZATION	0	39,287	0	0	0.00%
<b>TOTAL OPERATING EXPENSES</b>	<b>1,803,570</b>	<b>1,995,755</b>	<b>2,110,425</b>	<b>2,065,860</b>	<b>-2.11%</b>
<b>TOTAL EXPENSES</b>	<b>\$2,362,498</b>	<b>\$2,538,465</b>	<b>\$2,696,967</b>	<b>\$2,675,439</b>	<b>-0.80%</b>



**FISCAL YEAR 1998  
BUDGET DETAIL  
WATER & SEWER FUND  
WATER DISTRIBUTION**

420-2031-533

ACCOUNT DESCRIPTION		94 - 95	95 - 96	FY 97	FY 97 - 98	PERCENT
		ACTUALS	ACTUALS	ORIGINAL BUDGET	APPROVED	CHANGE FY 97- 98
<b><u>PERSONAL SERVICES</u></b>						
10-20	REGULAR SALARIES & WAGES	466,401	434,531	489,626	525,584	7.34%
10-30	OTHER SALARIES	1,680	9,346	7,500	7,500	0.00%
10-40	OVERTIME	25,857	27,178	42,000	42,000	0.00%
25-00	OTHER FRINGE BENEFITS	114,294	4,220	0	0	0.00%
25-01	FICA	0	34,491	37,457	39,670	5.91%
25-03	RETIREMENT CONTRIBUTIONS	0	15,430	25,194	21,482	-14.73%
25-04	LIFE/HEALTH INSURANCE	0	59,036	72,561	80,560	11.02%
29-00	GENERAL & MERIT INC.	0	0	16,154	10,408	-35.57%
<b>TOTAL PERSONAL SERVICES</b>		<b>608,232</b>	<b>584,232</b>	<b>690,492</b>	<b>727,204</b>	<b>5.32%</b>
<b><u>OPERATING EXPENSES</u></b>						
30-00	OPERATING EXPENDITURES	2,160	3,118	3,000	3,000	0.00%
30-07	SMALL TOOLS	56	614	500	500	0.00%
31-04	OTHER CONTRACTUAL SERVICES	35,480	2,251	0	0	0.00%
40-01	TRAVEL	1,783	957	1,000	1,000	0.00%
40-02	SCHOOL AND TRAINING	3,120	1,914	4,000	4,000	0.00%
40-03	SAFETY	4,138	4,194	3,000	3,000	0.00%
40-04	SAFETY PROGRAMS	312	95	200	300	50.00%
41-00	COMMUNICATIONS	2,016	1,974	2,400	2,000	-16.67%
41-01	TELEPHONE	426	320	250	0	-100.00%
41-03	RADIO & PAGER	975	293	1,050	500	-52.38%
42-01	VEHICLES & EQUIPMENT	58,605	0	0	0	0.00%
42-02	POSTAGE & FREIGHT	19	0	0	0	0.00%
42-10	EQUIP. SERVICES - REPAIRS	0	31,076	31,885	40,000	25.45%
42-11	EQUIP. SERVICES - FUEL	0	11,603	10,615	13,000	22.47%
43-00	UTILITY SERVICES	7,182	8,598	0	0	0.00%
43-01	ELECTRICITY	0	507	6,000	6,000	0.00%
43-02	WATER, SEWER, GARBAGE	478	570	3,200	3,200	0.00%
43-03	OTHER	0	106	0	0	0.00%
44-00	RENTALS & LEASES	0	0	100	100	0.00%
44-02	EQUIPMENT RENTAL	240	374	250	250	0.00%
46-00	REPAIR AND MAINTENANCE	769	765	1,000	2,000	100.00%
46-02	BUILDINGS & GROUND MAINT.	536	0	0	0	0.00%
46-04	EQUIP. MAINTENANCE	1,084	251	500	1,000	100.00%
46-12	ROAD REPAIRS	15,806	10,680	15,000	15,000	0.00%
47-00	PRINTING AND BINDING	298	99	200	200	0.00%
47-05	PHOTO AND VIDEO	0	75	100	0	-100.00%
49-00	OTHER CURRENT CHARGES	1,159	1,965	2,000	2,000	0.00%
49-04	EMPLOYEE DEVELOPMENT	0	0	100	100	0.00%
51-00	OFFICE SUPPLIES	560	467	500	500	0.00%
51-01	STATIONARY	0	87	200	300	50.00%
51-02	OTHER OFFICE SUPPLIES	37	69	100	100	0.00%
51-03	OFFICE EQUIP. < \$250	145	137	250	250	0.00%
52-00	OPERATING SUPPLIES	12,145	92,175	12,000	12,000	0.00%
52-02	FUEL	7	0	0	0	0.00%

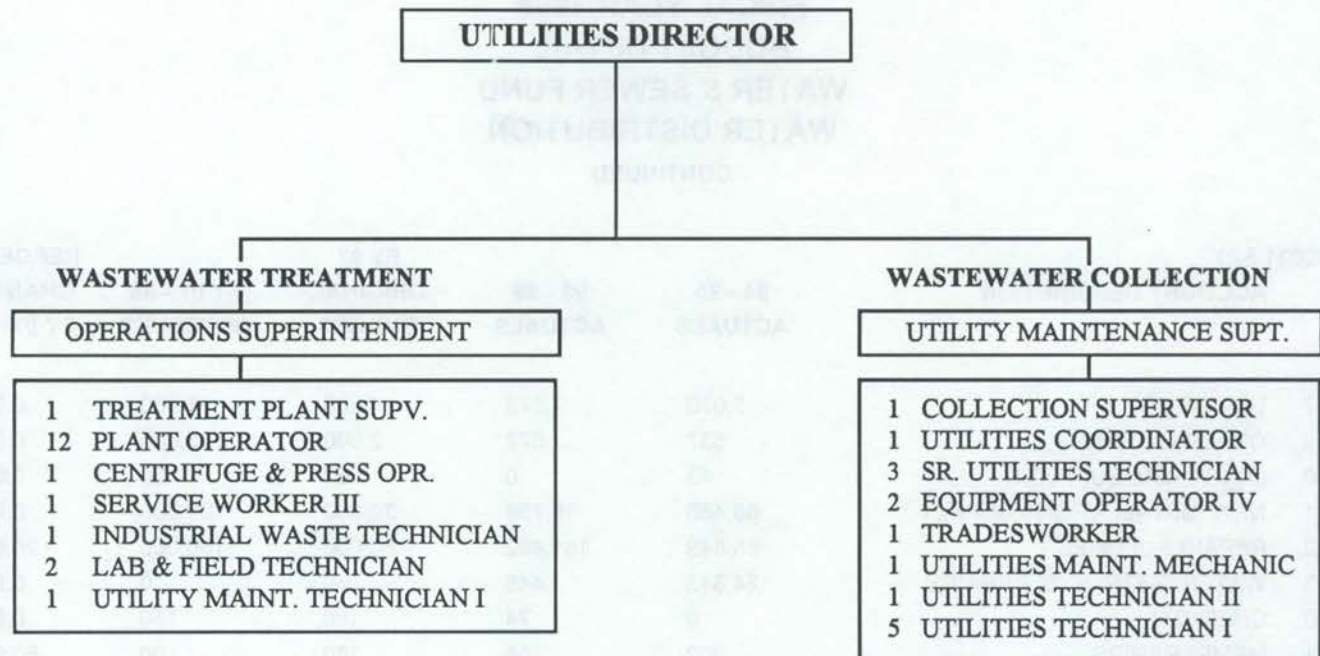
**FISCAL YEAR 1998  
BUDGET DETAIL  
WATER & SEWER FUND  
WATER DISTRIBUTION  
CONTINUED**

420-2031-533

ACCOUNT DESCRIPTION		94 - 95	95 - 96	FY 97	FY 97 - 98	PERCENT
		ACTUALS	ACTUALS	ORIGINAL BUDGET	APPROVED	CHANGE FY 97- 98
52-07	UNIFORMS	5,070	7,573	4,500	4,500	0.00%
52-09	OTHER CLOTHING	537	672	2,000	2,000	0.00%
52-10	JANITORIAL SUPPLIES	43	0	50	50	0.00%
52-21	NEW INSTALLATIONS SUPPLY	65,486	16,736	20,000	20,000	0.00%
52-22	REPAIR SUPPLIES	85,849	181,432	80,000	100,000	25.00%
52-23	WATER DISTR. SYS. REPAIRS	24,343	448	0	0	0.00%
52-80	CHEMICALS	0	74	150	150	0.00%
54-01	MEMBERSHIPS	302	155	200	100	-50.00%
59-00	DEPRECIATION/AMORTIZATION	0	15,992	0	0	0.00%
TOTAL OPERATING EXPENSES		331,166	398,416	206,300	237,100	14.93%
TOTAL EXPENSES		\$939,398	\$982,648	\$896,792	\$964,304	7.53%



# UTILITIES WASTEWATER



## AUTHORIZED PERSONNEL:

	1997 BASE BUDGET	1997 REVISED BUDGET	1998 DEPT REQUEST	1998 APPROVED BUDGET
WASTEWATER TREATMENT	19	19	19	19
WASTEWATER COLLECT.	15	15	15	15

**FISCAL YEAR 1998  
BUDGET DETAIL  
WATER & SEWER FUND  
WASTEWATER TREATMENT**

420-3040-535

ACCOUNT DESCRIPTION		94 - 95	95 - 96	FY 97	FY 97 - 98	PERCENT
		ACTUALS	ACTUALS	ORIGINAL BUDGET	APPROVED	CHANGE FY 97- 98
<b><u>PERSONAL SERVICES</u></b>						
10-20	REGULAR SALARIES & WAGES	473,204	465,764	530,635	554,767	4.55%
10-30	OTHER SALARIES	412	614	0	14,000	100.00%
10-40	OVERTIME	32,494	23,409	21,500	21,500	0.00%
25-00	OTHER FRINGE BENEFITS	101,678	3,944	0	0	0.00%
25-01	FICA	0	35,616	40,595	41,998	3.46%
25-03	RETIREMENT CONTRIBUTIONS	0	17,319	27,605	23,098	-16.33%
25-04	LIFE/HEALTH INSURANCE	0	53,270	65,693	71,063	8.17%
29-00	GENERAL & MERIT INC.	0	0	17,519	11,002	-37.20%
<b>TOTAL PERSONAL SERVICES</b>		<b>607,788</b>	<b>599,936</b>	<b>703,547</b>	<b>737,428</b>	<b>4.82%</b>
<b><u>OPERATING EXPENSES</u></b>						
30-00	OPERATING EXPENDITURES	1,412	3,529	3,000	3,300	10.00%
30-07	SMALL TOOLS	2,089	102	0	0	0.00%
31-00	PROFESSIONAL SERVICES	11,330	9,549	12,000	12,000	0.00%
31-04	OTHER CONTRACTUAL SERVICES	59,213	70,313	61,000	40,000	-34.43%
40-00	TRAVEL AND PER DIEM	0	10	0	0	0.00%
40-01	TRAVEL	202	485	500	500	0.00%
40-02	SCHOOL AND TRAINING	995	1,225	1,000	1,300	30.00%
40-03	SAFETY	2,903	2,723	2,000	2,000	0.00%
40-04	SAFETY PROGRAMS	0	84	500	100	-80.00%
41-00	COMMUNICATIONS	2,360	2,382	2,500	2,400	-4.00%
41-01	TELEPHONE	216	0	200	0	-100.00%
41-03	RADIO & PAGER	0	0	100	100	0.00%
42-01	VEHICLES & EQUIPMENT	9,545	0	0	0	0.00%
42-02	POSTAGE & FREIGHT	255	186	250	250	0.00%
42-10	EQUIP. SERVICES - REPAIRS	0	2,597	8,676	6,500	-25.08%
42-11	EQUIP. SERVICES - FUEL	0	2,186	1,324	1,500	13.29%
43-00	UTILITY SERVICES	154,067	642	0	0	0.00%
43-01	ELECTRICITY	0	171,628	150,000	331,500	121.00%
43-02	WATER, SEWER, GARBAGE	1,832	8,285	10,000	10,000	0.00%
44-00	RENTALS & LEASES	0	0	1,500	1,500	0.00%
44-02	EQUIPMENT RENTAL	1,067	1,724	1,000	500	-50.00%
46-00	REPAIR AND MAINTENANCE	9,623	19,638	16,500	17,000	3.03%
46-02	BUILDINGS & GROUND MAINT.	3,076	5,759	5,000	5,000	0.00%
46-04	EQUIP. MAINTENANCE	23,380	21,514	20,000	20,000	0.00%
46-06	OTHER MAINTENANCE	2,087	445	1,000	1,000	0.00%
49-00	OTHER CURRENT CHARGES	4,333	6,500	7,000	7,000	0.00%
49-08	HAZARDOUS WASTE DISPOSAL	0	345	2,000	1,700	-15.00%
51-00	OFFICE SUPPLIES	1,250	1,391	1,000	1,000	0.00%
51-01	STATIONARY	305	0	200	0	-100.00%
51-02	OTHER OFFICE SUPPLIES	110	97	150	100	-33.33%
51-03	OFFICE EQUIP. < \$250	200	0	250	0	-100.00%
52-00	OPERATING SUPPLIES	24,495	26,723	22,000	22,000	0.00%
52-02	FUEL	9,052	4,337	10,000	6,000	-40.00%
52-03	OIL & LUBE	1,861	2,183	2,000	2,500	25.00%



**FISCAL YEAR 1998  
BUDGET DETAIL  
WATER & SEWER FUND  
WASTEWATER TREATMENT**

CONTINUED

420-3040-535

ACCOUNT DESCRIPTION		94 - 95 ACTUALS	95 - 96 ACTUALS	FY 97 ORIGINAL BUDGET	FY 97 - 98 APPROVED	PERCENT CHANGE FY 97- 98
52-07	UNIFORMS	3,989	4,786	3,200	3,500	9.38%
52-09	OTHER CLOTHING	2,052	1,826	2,500	2,000	-20.00%
52-10	JANITORIAL SUPPLIES	702	945	1,000	1,000	0.00%
52-80	CHEMICALS	349,145	258,702	239,100	432,233	80.77%
54-01	MEMBERSHIPS	131	64	150	150	0.00%
59-00	DEPRECIATION	0	56,668	0	0	0.00%
TOTAL OPERATING EXPENSES		683,277	689,573	588,600	935,633	58.96%
TOTAL EXPENSES		\$1,291,065	\$1,289,509	\$1,292,147	\$1,673,061	29.48%

**FISCAL YEAR 1998  
BUDGET DETAIL  
WATER & SEWER FUND  
WASTEWATER COLLECTIONS**

420-3041-535

ACCOUNT DESCRIPTION		94 - 95	95 - 96	FY 97	FY 97 - 98	PERCENT
		ACTUALS	ACTUALS	ORIGINAL BUDGET	APPROVED	CHANGE FY 97- 98
<b><u>PERSONAL SERVICES</u></b>						
10-20	REGULAR SALARIES & WAGES	324,954	330,864	350,529	370,324	5.65%
10-30	OTHER SALARIES	1,890	8,514	0	0	0.00%
10-40	OVERTIME	22,105	15,952	20,000	20,000	0.00%
25-00	OTHER FRINGE BENEFITS	70,786	2,882	0	0	0.00%
25-01	FICA	0	26,453	26,816	28,233	5.28%
25-03	RETIREMENT CONTRIBUTIONS	0	11,214	17,277	12,714	-26.41%
25-04	LIFE/HEALTH INSURANCE	0	40,880	46,764	51,394	9.90%
29-00	GENERAL & MERIT INC.	0	0	12,324	7,297	-40.79%
<b>TOTAL PERSONAL SERVICES</b>		<b>419,735</b>	<b>436,759</b>	<b>473,710</b>	<b>489,962</b>	<b>3.43%</b>
<b><u>OPERATING EXPENSES</u></b>						
30-00	OPERATING EXPENDITURES	1,494	1,786	1,500	1,500	0.00%
30-05	COUNTY LAND FILL	608	0	1,000	500	-50.00%
30-07	SMALL TOOLS	239	550	1,000	1,000	0.00%
40-00	TRAVEL AND PER DIEM	248	375	500	500	0.00%
40-01	TRAVEL	158	508	0	0	0.00%
40-02	SCHOOL AND TRAINING	948	685	1,000	1,000	0.00%
40-03	SAFETY	3,823	2,982	5,000	4,000	-20.00%
40-04	SAFETY PROGRAMS	0	114	250	250	0.00%
41-00	COMMUNICATIONS	253	607	500	600	20.00%
41-01	TELEPHONE	260	0	250	250	0.00%
41-03	RADIO & PAGER	791	143	1,000	800	-20.00%
42-00	TRANSPORTATION	699	0	0	0	0.00%
42-01	VEHICLES & EQUIPMENT	65,923	0	0	0	0.00%
42-02	POSTAGE & FREIGHT	0	229	500	400	-20.00%
42-10	EQUIP. SERVICES - REPAIRS	0	53,814	49,271	70,000	42.07%
42-11	EQUIP. SERVICES - FUEL	0	13,676	12,229	13,000	6.30%
44-00	RENTALS & LEASES	0	375	0	0	0.00%
44-02	EQUIPMENT RENTAL	60	0	500	1,250	150.00%
46-00	REPAIR AND MAINTENANCE	204	499	500	500	0.00%
46-02	BUILDINGS & GROUND MAINT.	1,109	388	500	500	0.00%
46-04	EQUIP. MAINTENANCE	5,699	6,822	7,500	5,000	-33.33%
46-12	ROAD REPAIRS	25,968	41,162	25,000	25,000	0.00%
47-00	PRINTING AND BINDING	147	51	50	50	0.00%
47-05	PHOTO AND VIDEO	71	75	100	150	50.00%
49-00	OTHER CURRENT CHARGES	2,509	2,539	2,500	2,500	0.00%
51-00	OFFICE SUPPLIES	191	283	250	250	0.00%
51-01	STATIONARY	208	31	100	100	0.00%
51-02	OTHER OFFICE SUPPLIES	66	0	100	100	0.00%
51-03	OFFICE EQUIP. < \$250	529	0	250	900	260.00%
52-00	OPERATING SUPPLIES	29,964	43,457	30,000	50,000	66.67%
52-07	UNIFORMS	4,068	4,598	3,200	3,200	0.00%
52-09	OTHER CLOTHING	752	771	1,000	1,500	50.00%
52-10	JANITORIAL SUPPLIES	145	0	100	100	0.00%
52-80	CHEMICALS	3,715	4,169	5,000	4,000	-20.00%



**FISCAL YEAR 1998  
BUDGET DETAIL  
WATER & SEWER FUND  
WASTEWATER COLLECTIONS**

CONTINUED

420-3041-535

ACCOUNT DESCRIPTION		94 - 95 ACTUALS	95 - 96 ACTUALS	FY 97 ORIGINAL BUDGET	FY 97 - 98 APPROVED	PERCENT CHANGE FY 97 - 98
54-00	BOOKS, PUBS, SUBS, MEMBS	136	0	150	100	-33.33%
59-00	DEPRECIATION	0	69,640	0	0	0.00%
<b>TOTAL OPERATING EXPENSES</b>		<b>150,985</b>	<b>250,329</b>	<b>150,800</b>	<b>189,000</b>	<b>25.33%</b>
<b><u>NON-OPERATING EXPENSES</u></b>						
60-40	MACHINERY EQUIP	0	0	0	7,100	100.00%
<b>TOTAL NON-OPERATING EXPENSES</b>		<b>0</b>	<b>0</b>	<b>0</b>	<b>7,100</b>	<b>100.00%</b>
<b>TOTAL EXPENSES</b>		<b>\$570,720</b>	<b>\$687,088</b>	<b>\$624,510</b>	<b>\$686,062</b>	<b>9.86%</b>

# UTILITIES UTILITY MAINTENANCE

## UTILITIES DIRECTOR

## UTILITIES MAINTENANCE SUPT

- 2 UTILITIES MAINT. SUPERVISOR
- 1 UTILITIES MAINT. COORDINATOR
- 3 INSTRUMENT TECHNICIAN
- 4 UTILITIES MAINT. TECH. II
- 4 UTILITIES MAINT. TECH. I
- 1 SERVICE WORKER III
- 1 SERVICE WORKER I
- 1 ADMINISTRATIVE SPECIALIST II

### AUTHORIZED PERSONNEL:

	1997 BASE BUDGET	1997 REVISED BUDGET	1998 DEPT REQUEST	1998 APPROVED BUDGET
UTILITY MAINTENANCE	18	18	18	18



**FISCAL YEAR 1998  
BUDGET DETAIL  
WATER & SEWER FUND  
MAINTENANCE**

420-4050-536

ACCOUNT DESCRIPTION		94 - 95	95 - 96	FY 97	FY 97 - 98	PERCENT
		ACTUALS	ACTUALS	BUDGET	APPROVED	CHANGE FY 97 - 98
<b><u>PERSONAL SERVICES</u></b>						
10-20	REGULAR SALARIES & WAGES	466,713	436,863	451,020	497,848	10.38%
10-30	OTHER SALARIES	3,780	10,920	0	0	0.00%
10-40	OVERTIME	17,972	8,677	20,920	20,920	0.00%
25-00	OTHER FRINGE BENEFITS	107,970	4,018	0	0	0.00%
25-01	FICA	0	32,940	34,502	37,427	8.48%
25-03	RETIREMENT CONTRIBUTIONS	0	15,516	23,482	20,433	-12.98%
25-04	LIFE/HEALTH INSURANCE	0	53,811	62,154	71,011	14.25%
29-00	GENERAL & MERIT INC.	0	0	14,072	9,858	-29.95%
<b>TOTAL PERSONAL SERVICES</b>		<b>596,435</b>	<b>562,745</b>	<b>606,150</b>	<b>657,497</b>	<b>8.47%</b>
<b><u>OPERATING EXPENSES</u></b>						
30-00	OPERATING EXPENDITURES	3,261	1,613	3,000	3,000	0.00%
30-07	SMALL TOOLS	4,126	4,084	4,000	5,000	25.00%
31-00	PROFESSIONAL SERVICES	0	0	2,000	2,000	0.00%
40-00	TRAVEL AND PER DIEM	10	0	0	0	0.00%
40-01	TRAVEL	464	991	500	750	50.00%
40-02	SCHOOL AND TRAINING	2,721	2,977	4,000	4,000	0.00%
40-03	SAFETY	1,782	3,809	4,000	5,000	25.00%
40-04	SAFETY PROGRAMS	103	845	1,000	1,000	0.00%
41-00	COMMUNICATIONS	1,601	1,645	1,900	2,200	15.79%
41-01	TELEPHONE	0	0	250	250	0.00%
41-02	FAX & MODEMS	0	0	450	0	-100.00%
41-03	RADIO & PAGER	475	508	1,600	1,000	-37.50%
42-01	VEHICLES & EQUIPMENT	32,893	0	0	0	0.00%
42-02	POSTAGE & FREIGHT	359	240	450	500	11.11%
42-10	EQUIP. SERVICES - REPAIRS	0	11,713	17,799	21,000	17.98%
42-11	EQUIP. SERVICES - FUEL	0	8,132	7,201	8,500	18.04%
43-00	UTILITY SERVICES	126,234	922	0	0	0.00%
43-01	ELECTRICITY	0	129,084	160,000	150,000	-6.25%
43-02	WATER, SEWER, GARBAGE	0	0	2,000	2,000	0.00%
44-00	RENTALS & LEASES	750	1,625	1,750	1,750	0.00%
44-02	EQUIPMENT RENTAL	2,518	3,748	6,000	6,000	0.00%
46-00	REPAIR AND MAINTENANCE	12,107	6,246	20,000	25,000	25.00%
46-02	BUILDINGS & GROUND MAINT.	2,133	1,624	5,000	5,000	0.00%
46-03	EQUIP. MAINT. CONTRACTS	0	6,150	5,000	8,500	70.00%
46-04	EQUIP. MAINTENANCE	19,690	61,907	68,000	88,000	29.41%
46-06	OTHER MAINTENANCE	293	2,098	2,500	2,500	0.00%
47-05	PHOTO AND VIDEO	19	84	150	250	66.67%
47-06	DUPLICATING	48	33	100	100	0.00%
49-00	OTHER CURRENT CHARGES	224	295	1,000	1,200	20.00%
49-08	HAZARDOUS WASTE DISPOSAL	0	210	250	250	0.00%
51-00	OFFICE SUPPLIES	698	685	1,000	1,000	0.00%
51-01	STATIONARY	85	218	250	200	-20.00%
51-02	OTHER OFFICE SUPPLIES	58	18	100	100	0.00%
51-03	OFFICE EQUIP. < \$250	273	0	400	400	0.00%

**FISCAL YEAR 1998  
BUDGET DETAIL  
WATER & SEWER FUND  
MAINTENANCE**

CONTINUED

420-4050-536

ACCOUNT DESCRIPTION	94 - 95 ACTUALS	95 - 96 ACTUALS	FY 97 ORIGINAL BUDGET	FY 97 - 98 APPROVED	PERCENT CHANGE FY 97- 98
52-00 OPERATING SUPPLIES	44,251	25,807	44,000	50,000	13.64%
52-02 FUEL	288	9	1,000	1,500	50.00%
52-03 OIL & LUBE	664	220	1,000	1,000	0.00%
52-07 UNIFORMS	5,306	4,573	3,700	3,700	0.00%
52-09 OTHER CLOTHING	2,037	2,053	2,300	2,500	8.70%
52-10 JANITORIAL SUPPLIES	253	177	400	400	0.00%
52-80 CHEMICALS	133,857	136,289	146,000	115,000	-21.23%
54-00 BOOKS, PUBS, SUBS, MEMBS	332	275	500	500	0.00%
59-00 DEPRECIATION	0	48,849	0	0	0.00%
<b>TOTAL OPERATING EXPENSES</b>	<b>399,913</b>	<b>469,756</b>	<b>520,550</b>	<b>521,050</b>	<b>0.10%</b>
<b><u>NON-OPERATING EXPENSES</u></b>					
60-40 MACHINERY EQUIP	0	0	4,000	4,000	0.00%
<b>TOTAL NON-OPERATING EXPENSES</b>	<b>0</b>	<b>0</b>	<b>4,000</b>	<b>4,000</b>	<b>50.00%</b>
<b>TOTAL EXPENSES</b>	<b>\$996,348</b>	<b>\$1,032,501</b>	<b>\$1,130,700</b>	<b>\$1,182,547</b>	<b>4.59%</b>



## CIP PROJECTS - WATER/SEWER FUND

CIP- PROJ	PROJECT DESCRIPTION	DEPT REQUEST 1998	DEPT REQUEST 1999	DEPT REQUEST 2000	DEPT REQUEST 2001	DEPT REQUEST 2002	PROJECT TOTAL
<b>ADMINISTRATION</b>							
98J01	Operations Center	500,000					500,000
	IMPROVEMENT TOTALS	500,000	0	0	0	0	500,000
<b>GRAND TOTAL ADMINISTRATION</b>		<b>500,000</b>	<b>0</b>	<b>0</b>	<b>0</b>	<b>0</b>	<b>500,000</b>
<b>WATER PRODUCTION</b>							
98K40	Washwater Reclaim Tank Upgrade	640,000					640,000
98K03	Filter Media Replacement	75,000	75,000	75,000			225,000
98K50	Delroyd Gearbox Rebuild	23,000	23,000				46,000
98K15	Wellhead Protection	100,000	100,000	100,000			300,000
98K38	High Service Pump Rebuild	50,000	50,000	30,000			130,000
98K12	Wellfield Renovations	35,000					35,000
98K49	Plant Filter Covers	25,000					25,000
98K53	Plant Turbidimeters	14,000					14,000
98K48	Portable Doppler Flow Meter	7,500					7,500
	IMPROVEMENT TOTALS	969,500	248,000	205,000	0	0	1,422,500
98K10	Vacuum Filter Parts	14,000					14,000
98K33	C.R. Well Underground Power Upgrade	28,000					28,000
98K28	Well Power Service Upgrades	21,000					21,000
98K52	Control Valve Actuators	6,000	6,000	6,000			18,000
98K21	Washwater Transfer & Sludge Pumps	20,000	20,000	20,000	20,000		80,000
	REPLACEMENT TOTALS	89,000	26,000	26,000	20,000	0	161,000
<b>GRAND TOTAL WATER PRODUCTION</b>		<b>1,058,500</b>	<b>274,000</b>	<b>231,000</b>	<b>20,000</b>	<b>0</b>	<b>1,583,500</b>
<b>WATER DISTRIBUTION</b>							
98L01	Pipe Pulling Machine	8,500					8,500
98L11	Water Service for Ingrum Bldg.	49,000					49,000
98L18	6th Ave. Water Main	59,500					59,500
98L19	4th Ave. S. Water Main Extension	38,400					38,400
	IMPROVEMENT TOTALS	155,400	0	0	0	0	155,400
98L02	Water Transmission Mains	250,000					250,000
98L03	FDOT Joint Project Agreement	300,000					300,000
98L21	Replacement Vehicles	78,000					
98L20	GG Park. & Livingston Raw Water Line	400,000					400,000
	REPLACEMENT TOTALS	1,028,000	0	0	0	0	950,000
<b>GRAND TOTAL WATER DISTRIBUTION</b>		<b>1,183,400</b>	<b>0</b>	<b>0</b>	<b>0</b>	<b>0</b>	<b>1,105,400</b>
<b>WASTEWATER TREATMENT</b>							
98M25	Wastewater Plant AWT Upgrades	10,000,000					10,000,000
	IMPROVEMENT TOTALS	10,000,000					10,000,000
<b>GRAND TOTAL WASTEWATER TREATMENT</b>		<b>10,000,000</b>	<b>0</b>	<b>0</b>	<b>0</b>	<b>0</b>	<b>10,000,000</b>

CIP- PROJ	PROJECT DESCRIPTION	DEPT REQUEST 1998	DEPT REQUEST 1999	DEPT REQUEST 2000	DEPT REQUEST 2001	DEPT REQUEST 2002	PROJECT TOTAL
<b>WASTEWATER COLLECTIONS</b>							
98N24	Open Channel Flow Monitors	12,000					12,000
	IMPROVEMENT TOTALS	12,000	0	0	0	0	12,000
98N04	Replace Mains, Laterals, & Manholes	350,000	250,000	250,000	250,000	250,000	1,350,000
98N16	High Velocity Sewer Jet-Rodder	85,000					85,000
98N26	Jet-Vac Truck Main Blower Replac.	11,000					11,000
	REPLACEMENT TOTALS	446,000	250,000	250,000	250,000	250,000	1,446,000
<b>GRAND TOTAL WASTEWATER COLLECTIONS</b>		<b>458,000</b>	<b>250,000</b>	<b>250,000</b>	<b>250,000</b>	<b>250,000</b>	<b>1,458,000</b>
<b>UTILITIES MAINTENANCE</b>							
98X10	Standby Generators for WW P.S.	48,000	65,000	55,000	60,000	65,000	293,000
98X15	Truck Crane	7,500					7,500
98X13	Trailer Mounted Emergency Gen.	10,000					10,000
	IMPROVEMENT TOTALS	65,500	65,000	55,000	60,000	65,000	310,500
98X01	Wellfield Equipment Upgrades	55,000	57,750	60,638	63,670	66,854	303,912
98X03	Lift Station Conversion P.S. (18)	43,000	65,000	70,000	75,000	70,000	323,000
98X04	L.S. Submersible Pumps	45,000	45,000	45,000	45,000	45,000	225,000
98X07	P.S. Power Service Control Panel	18,000	18,000	19,000	20,000	20,000	95,000
98X09	Well Flow Meters & Telemetry Upgr.	55,000	40,000				95,000
98X16	Control Panel Replacement P.S. (56)	18,000					18,000
99X03	Re-Line Pump Station Wet Wells		35,000				35,000
	REPLACEMENT TOTALS	234,000	260,750	194,638	203,670	201,854	1,094,912
<b>GRAND TOTAL MAINTENANCE</b>		<b>299,500</b>	<b>325,750</b>	<b>249,638</b>	<b>263,670</b>	<b>266,854</b>	<b>1,405,412</b>
<b>TOTAL WATER/SEWER FUND</b>		<b>13,499,400</b>	<b>849,750</b>	<b>730,638</b>	<b>533,670</b>	<b>516,854</b>	<b>16,052,312</b>



# Solid Waste Fund

# ***SOLID WASTE FUND***



**FISCAL YEAR 1998**  
**SOLID WASTE FUND**  
**STATEMENT OF CASH FLOW**

**BEGINNING BALANCE - UNRESTRICTED RESERVES (1)** **\$668,000**

**ADD: BUDGETED REVENUES:**

Solid Waste Fees (2)	\$3,842,000	
Landfill Fees	250,000	
Other Income	<u>60,000</u>	
		<u>\$4,152,000</u>

**TOTAL AVAILABLE RESOURCES:** **\$4,820,000**

**LESS: BUDGETED EXPENDITURES:**

Administration	\$326,719	
Residential Pick-up	637,694	
Horticultural Waste	632,593	
Commercial Pick-up	689,015	
Landfill Charges	691,830	
Transfer - Administration	304,900	
Transfer - Self Insurance	139,350	
Transfer - Pmt in Lieu of Taxes (3)	222,600	
Transfer - Water/Sewer Admin	34,300	
Capital Outlay	469,083	
Contingency	50,000	
Depreciation	<u>N/A</u>	
		<u>\$4,198,084</u>

**BUDGETED CASH FLOW** **(\$46,084)**

**ENDING BALANCE - UNRESTRICTED RESERVES** **\$621,916**

- (1) Audited balance 9/30/96 less cash reserves budgeted fiscal year 1997.
- (2) A 13% increase in Solid Waste fees has been approved for Fiscal Year 1998.
- (3) 6% of Revenues.

**FISCAL YEAR 1998**

**SOLID WASTE FUND**

**STATEMENT OF REVENUES, EXPENDITURES AND NET INCOME**

**ADD: BUDGETED REVENUES:**

Solid Waste Fees (1)	\$3,842,000	
Landfill Fees	250,000	
Other Income	<u>60,000</u>	
		\$4,152,000

**LESS: BUDGETED EXPENDITURES:**

Administration	\$326,719	
Residential Pick-up	637,694	
Horticultural Waste	632,593	
Commercial Pick-up	689,015	
Landfill Charges	691,830	
Transfer - Administration	304,900	
Transfer - Self Insurance	139,350	
Transfer - Pmt in Lieu of Taxes	222,600	
Transfer - Water/Sewer Admin.	34,300	
Capital Outlay	N/A	
Contingency	50,000	
Depreciation	<u>200,000</u>	
		<u>\$3,929,001</u>

**BUDGETED NET INCOME**

**\$222,999**

Note: Budget schedule prepared on the full accrual accounting basis, consistent with preparation of annual audit report.

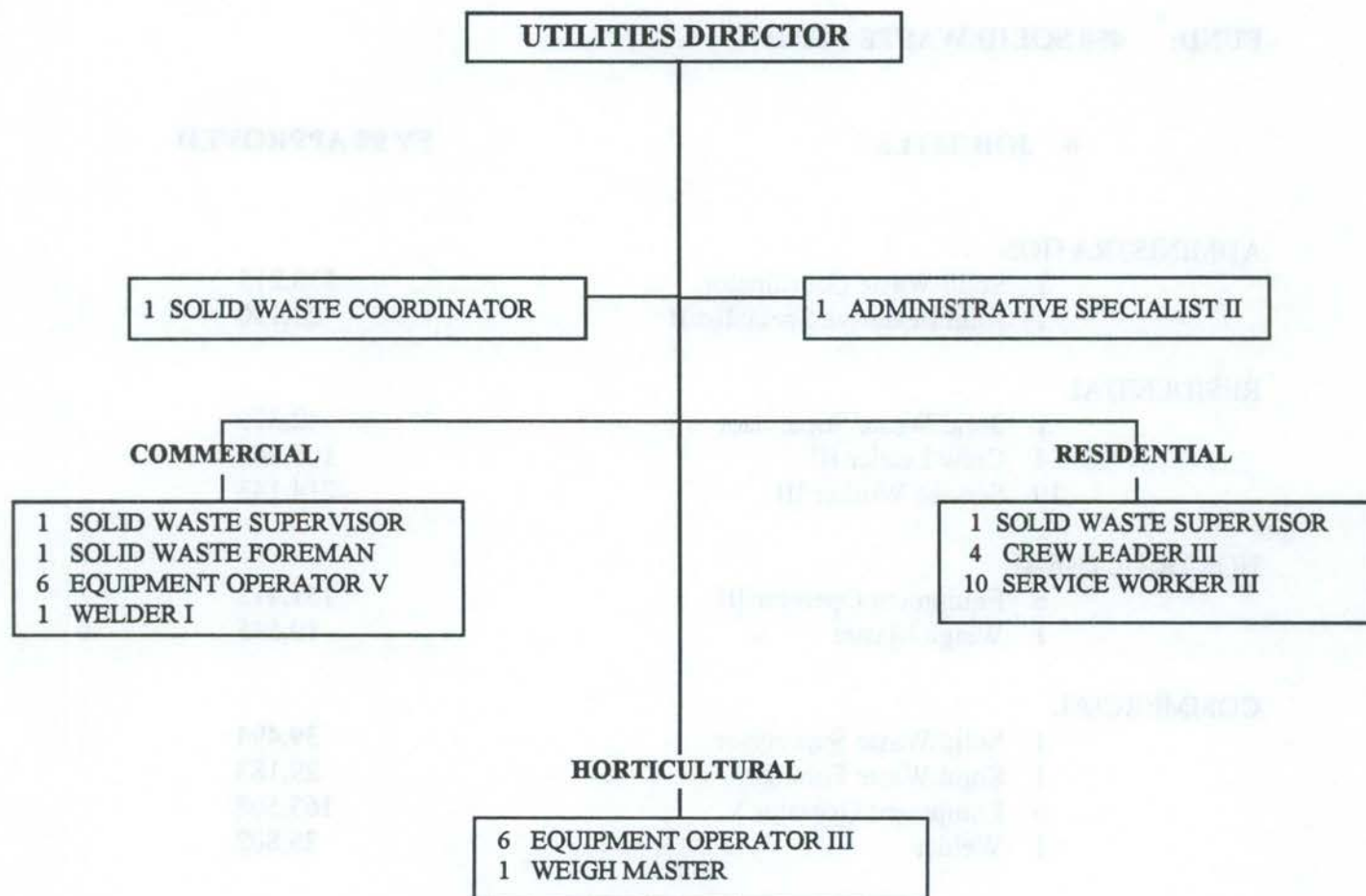
(1) A 13% increase in Solid Waste fees has been approved for Fiscal Year 1998.



**SOLID WASTE FUND  
REVENUE SUMMARY**

	<u>ACTUAL 1993-94</u>	<u>ACTUAL 1994-95</u>	<u>ACTUAL 1995-96</u>	<u>PROJECTED 1996-97</u>	<u>APPROVED BUDGET 1997-98</u>
SOLID WASTE FEES	\$3,232,446	\$3,452,957	\$3,354,144	\$3,400,000	\$3,842,000
RECYCLING REVENUE	38,513	58,193	129	0	0
SPECIAL PICK-UP FEES	23,243	5,838	16,125	10,000	0
LANDFILL FEES	75,200	123,306	282,472	250,000	250,000
SALE OF SURPLUS	2,483	102,672	16,846	0	0
OTHER REVENUE	<u>44,302</u>	<u>82,615</u>	<u>93,731</u>	<u>50,000</u>	<u>60,000</u>
<b>TOTAL SOLID WASTE</b>	<u><u>\$3,416,187</u></u>	<u><u>\$3,825,581</u></u>	<u><u>\$3,763,447</u></u>	<u><u>\$3,710,000</u></u>	<u><u>\$4,152,000</u></u>

# UTILITIES SOLID WASTE



## AUTHORIZED PERSONNEL:

	1997 BASE BUDGET	1997 REVISED BUDGET	1998 DEPT REQUEST	1998 APPROVED BUDGET
SOLID WASTE	32	33	33	33



# **FISCAL YEAR 1998**

## **BUDGET DETAIL**

### **FUND: 450 SOLID WASTE FUND**

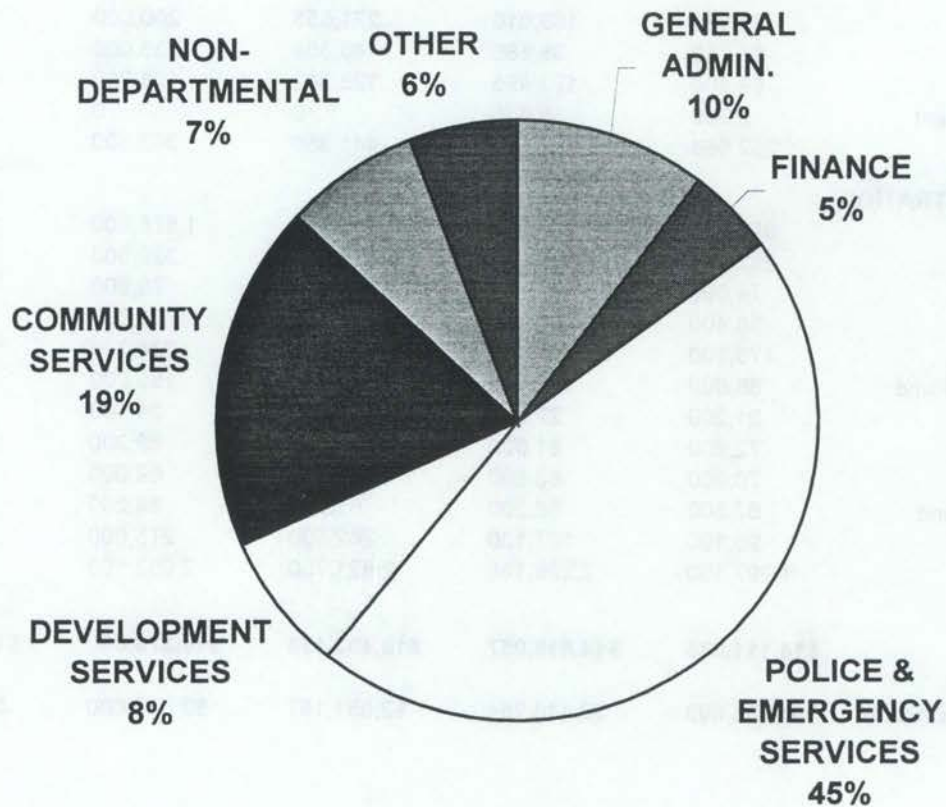
# JOB TITLE		FY 98 APPROVED
<b>ADMINISTRATION</b>		
1	Solid Waste Coordinator	\$38,215
1	Administrative Specialist II	23,150
<b>RESIDENTIAL</b>		
1	Solid Waste Supervisor	42,379
4	Crew Leader III	108,047
10	Service Worker III	214,143
<b>HORTICULTURAL</b>		
6	Equipment Operator III	151,412
1	Weigh Master	19,545
<b>COMMERCIAL</b>		
1	Solid Waste Supervisor	39,494
1	Solid Waste Foreman	29,183
6	Equipment Operator V	163,508
1	Welder	25,802
33	Total Authorized Positions	854,878
	Regular Salaries	854,878
	Other Salaries & Wages	15,000
	Overtime	46,500
	Employer Payroll Expenses	218,913
	General & Merit Increase	16,883
		<u>\$1,152,174</u>

**FISCAL YEAR 1998  
BUDGET DETAIL  
SOLID WASTE  
DEPARTMENT SUMMARY**

FUND 450				FY 97		PERCENT
ACCOUNT DESCRIPTION		94 - 95	95 - 96	ORIGINAL	FY 97 - 98	CHANGE
		ACTUALS	ACTUALS	BUDGET	APPROVED	FY 97- 98
<b><u>PERSONAL SERVICES</u></b>						
10-20	REGULAR SALARIES & WAGES	781,317	789,785	772,149	854,878	10.71%
10-30	OTHER SALARIES	1,083	276	28,774	15,000	-47.87%
10-40	OVERTIME	42,825	42,776	46,500	46,500	0.00%
25-00	OTHER FRINGE BENEFITS	181,414	7,094	0	0	0.00%
25-01	FICA	0	60,307	59,070	64,258	8.78%
25-03	RETIREMENT CONTRIBUTIONS	0	28,052	41,261	33,186	-19.57%
25-04	LIFE/HEALTH INSURANCE	0	105,228	115,529	121,469	5.14%
29-00	GENERAL & MERIT INC.	12	0	25,439	16,883	-33.63%
<b>TOTAL PERSONAL SERVICES</b>		<b>1,006,651</b>	<b>1,033,518</b>	<b>1,088,722</b>	<b>1,152,174</b>	<b>5.83%</b>
<b><u>OPERATING EXPENSES</u></b>						
30-00	OPERATING EXPENDITURES	19,402	5,219	7,200	8,800	22.22%
30-01	CITY ADMINISTRATION	298,900	313,800	329,500	304,900	-7.47%
30-05	COUNTY LAND FILL	628,359	684,037	672,384	691,830	2.89%
30-15	WATER/SEWER ADMIN.	0	0	0	34,300	100.00%
31-04	OTHER CONTRACTUAL SERVICES	406,083	509,308	527,900	545,000	3.24%
38-01	PAYMENTS IN LIEU OF TAXES	0	208,900	213,100	222,600	4.46%
40-00	TRAVEL AND PER DIEM	7	0	450	450	0.00%
40-01	TRAVEL	874	250	750	250	-66.67%
40-02	SCHOOL AND TRAINING	84	588	2,300	1,550	-32.61%
40-04	SAFETY PROGRAMS	0	0	1,250	1,250	0.00%
41-00	COMMUNICATIONS	6,478	2,983	3,600	1,500	-58.33%
41-01	TELEPHONE	0	0	250	1,000	300.00%
41-02	FAX & MODEMS	0	0	800	0	-100.00%
41-03	RADIO & PAGER	0	0	1,150	360	-68.70%
42-00	TRANSPORTATION	0	82	0	0	0.00%
42-01	VEHICLES & EQUIPMENT	380,281	118	0	0	0.00%
42-10	EQUIP. SERVICES - REPAIRS	0	319,943	402,029	372,060	-7.45%
42-11	EQUIP. SERVICES - FUEL	0	32,479	43,711	63,750	45.84%
43-00	UTILITY SERVICES	5,084	2,644	0	0	0.00%
43-01	ELECTRICITY	2,408	2,205	4,000	4,000	0.00%
43-02	WATER, SEWER, GARBAGE	7,732	13,574	8,800	8,800	0.00%
44-02	EQUIPMENT RENTAL	0	0	0	10,000	100.00%
45-22	SELF INS. PROPERTY DAMAGE	97,800	97,800	102,700	139,350	35.69%
46-00	REPAIR AND MAINTENANCE	11,865	6,518	16,900	16,900	0.00%
47-00	PRINTING AND BINDING	2,760	1,446	2,500	2,500	0.00%
49-00	OTHER CURRENT CHARGES	0	0	750	750	0.00%
49-02	INFORMATION SERVICES	0	42,850	52,419	58,477	11.56%
51-00	OFFICE SUPPLIES	623	1,030	1,400	1,400	0.00%
52-00	OPERATING SUPPLIES	28,970	24,167	26,000	25,000	-3.85%
52-07	UNIFORMS	0	0	6,290	6,100	-3.02%
52-09	OTHER CLOTHING	0	0	3,200	3,400	6.25%
52-10	JANITORIAL SUPPLIES	0	0	300	300	0.00%



**FISCAL YEAR 1998  
GENERAL FUND  
EXPENDITURES BY DEPARTMENT  
\$17,789,172**



**FISCAL YEAR 1998  
BUDGET DETAIL  
SOLID WASTE  
ADMINISTRATION**

450-1201-534

ACCOUNT DESCRIPTION		94 - 95 ACTUALS	95 - 96 ACTUALS	FY 97 ORIGINAL BUDGET	FY 97 - 98 APPROVED	PERCENT CHANGE FY 97- 98
<b><u>PERSONAL SERVICES</u></b>						
10-20	REGULAR SALARIES & WAGES	55,180	50,139	51,284	61,365	19.66%
10-30	OTHER SALARIES	1,083	0	0	0	0.00%
10-40	OVERTIME	0	0	500	500	0.00%
25-00	OTHER FRINGE BENEFITS	9,880	402	0	0	0.00%
25-01	FICA	0	3,781	3,923	4,577	16.67%
25-03	RETIREMENT CONTRIBUTIONS	0	1,870	2,821	2,386	-15.42%
25-04	LIFE/HEALTH INSURANCE	0	4,920	5,391	7,623	41.40%
29-00	GENERAL & MERIT INC.	0	0	1,803	1,211	-32.83%
<b>TOTAL PERSONAL SERVICES</b>		<b>66,143</b>	<b>61,112</b>	<b>65,722</b>	<b>77,662</b>	<b>18.17%</b>
<b><u>OPERATING EXPENSES</u></b>						
30-00	OPERATING EXPENDITURES	14,349	284	300	300	0.00%
30-01	CITY ADMINISTRATION	298,900	313,800	329,500	304,900	-7.47%
30-15	WATER/SEWER ADMIN.	0	0	0	34,300	100.00%
31-04	OTHER CONTRACTUAL SERVICES	240,112	242,121	162,900	168,000	3.13%
38-01	PAYMENTS IN LIEU OF TAXES	0	208,900	213,100	222,600	4.46%
40-01	TRAVEL	844	250	750	250	-66.67%
40-02	SCHOOL AND TRAINING	84	558	1,300	550	-57.69%
41-00	COMMUNICATIONS	3,331	2,983	1,200	1,500	25.00%
41-01	TELEPHONE	0	0	250	1,000	300.00%
41-02	FAX & MODEMS	0	0	800	0	-100.00%
41-03	RADIO & PAGER	0	0	80	80	0.00%
42-01	VEHICLES & EQUIPMENT	415	0	0	0	0.00%
42-10	EQUIP. SERVICES - REPAIRS	0	240	427	4,500	953.86%
42-11	EQUIP. SERVICES - FUEL	0	84	173	750	333.53%
43-00	UTILITY SERVICES	5,084	2,644	0	0	0.00%
43-01	ELECTRICITY	0	2,205	2,000	2,000	0.00%
43-02	WATER, SEWER, GARBAGE	7,732	13,574	4,800	4,800	0.00%
45-22	SELF INS. PROPERTY DAMAGE	97,800	97,800	102,700	139,350	35.69%
46-00	REPAIR AND MAINTENANCE	269	44	2,000	2,000	0.00%
47-00	PRINTING AND BINDING	2,483	1,446	2,500	2,500	0.00%
49-02	INFORMATION SERVICES	0	42,850	52,419	58,477	11.56%
51-00	OFFICE SUPPLIES	623	1,030	1,400	1,400	0.00%
52-00	OPERATING SUPPLIES	329	24	500	500	0.00%
52-09	OTHER CLOTHING	0	0	0	200	100.00%
54-01	MEMBERSHIPS	150	0	150	250	66.67%
59-00	DEPRECIATION	179,491	150,847	0	0	0.00%
<b>TOTAL OPERATING EXPENSES</b>		<b>851,996</b>	<b>1,081,684</b>	<b>879,249</b>	<b>950,207</b>	<b>8.07%</b>



**FISCAL YEAR 1998  
BUDGET DETAIL  
SOLID WASTE  
ADMINISTRATION**

CONTINUED

450-1201-534

ACCOUNT DESCRIPTION		94 - 95	95 - 96	FY 97	FY 97 - 98	PERCENT
		ACTUALS	ACTUALS	ORIGINAL BUDGET	APPROVED	CHANGE FY 97-98
<b><u>NON-OPERATING EXPENSES</u></b>						
91-00	TRANSFERS OUT	0	11,500	0	0	0.00%
91-01	PAYMENTS IN LIEU OF TAXES	212,250	0	0	0	0.00%
99-00	CONTINGENCY	0	0	50,000	50,000	0.00%
<b>TOTAL NON-OPERATING EXPENSES</b>		<b>212,250</b>	<b>11,500</b>	<b>50,000</b>	<b>50,000</b>	<b>0.00%</b>
<b>TOTAL EXPENSES</b>		<b>\$1,130,389</b>	<b>\$1,154,296</b>	<b>\$994,971</b>	<b>\$1,077,869</b>	<b>8.33%</b>

**FISCAL YEAR 1998  
BUDGET DETAIL  
SOLID WASTE  
RESIDENTIAL**

450-1222-534

ACCOUNT DESCRIPTION		94 - 95 ACTUALS	95 - 96 ACTUALS	FY 97 ORIGINAL BUDGET	FY 97 - 98 APPROVED	PERCENT CHANGE FY 97- 98
<b><u>PERSONAL SERVICES</u></b>						
10-20	REGULAR SALARIES & WAGES	308,958	311,307	327,553	364,569	11.30%
10-30	OTHER SALARIES	0	276	0	0	0.00%
10-40	OVERTIME	19,906	19,842	19,000	19,000	0.00%
25-00	OTHER FRINGE BENEFITS	77,802	2,939	0	0	0.00%
25-01	FICA	0	24,204	25,059	27,418	9.41%
25-03	RETIREMENT CONTRIBUTIONS	0	11,408	17,514	12,444	-28.95%
25-04	LIFE/HEALTH INSURANCE	0	45,420	51,593	52,140	1.06%
29-00	GENERAL & MERIT INC.	0	0	9,774	7,173	-26.61%
<b>TOTAL PERSONAL SERVICES</b>		<b>406,666</b>	<b>415,396</b>	<b>450,493</b>	<b>482,744</b>	<b>7.16%</b>
<b><u>OPERATING EXPENSES</u></b>						
30-00	OPERATING EXPENDITURES	2,494	3,101	3,000	3,000	0.00%
30-05	COUNTY LAND FILL	132,997	150,650	149,350	153,830	3.00%
40-00	TRAVEL AND PER DIEM	0	0	100	100	0.00%
40-02	SCHOOL AND TRAINING	0	30	250	250	0.00%
40-04	SAFETY PROGRAMS	0	0	500	500	0.00%
41-00	COMMUNICATIONS	3,147	0	600	0	-100.00%
41-03	RADIO & PAGER	0	0	80	100	25.00%
42-01	VEHICLES & EQUIPMENT	95,313	0	0	0	0.00%
42-10	EQUIP. SERVICES - REPAIRS	0	90,016	121,767	121,500	-0.22%
42-11	EQUIP. SERVICES - FUEL	0	12,931	11,803	15,000	27.09%
46-00	REPAIR AND MAINTENANCE	7,959	483	7,500	7,500	0.00%
52-00	OPERATING SUPPLIES	5,192	5,596	2,500	2,500	0.00%
52-07	UNIFORMS	0	0	2,940	2,900	-1.36%
52-09	OTHER CLOTHING	0	0	1,500	1,500	0.00%
52-10	JANITORIAL SUPPLIES	0	0	100	100	0.00%
59-00	DEPRECIATION	0	9,389	0	0	0.00%
<b>TOTAL OPERATING EXPENSES</b>		<b>247,102</b>	<b>272,196</b>	<b>301,990</b>	<b>308,780</b>	<b>2.25%</b>
<b>TOTAL EXPENSES</b>		<b>\$653,768</b>	<b>\$687,592</b>	<b>\$752,483</b>	<b>\$791,524</b>	<b>5.19%</b>



**FISCAL YEAR 1998  
BUDGET DETAIL  
SOLID WASTE  
HORTICULTURAL**

450-1223-534

ACCOUNT DESCRIPTION		94 - 95 ACTUALS	95 - 96 ACTUALS	FY 97 ORIGINAL BUDGET	FY 97 - 98 APPROVED	PERCENT CHANGE FY 97- 98
<b><u>PERSONAL SERVICES</u></b>						
10-20	REGULAR SALARIES & WAGES	201,566	186,165	171,864	170,957	-0.53%
10-30	OTHER SALARIES	0	0	28,774	15,000	-47.87%
10-40	OVERTIME	10,545	9,073	9,000	9,000	0.00%
25-00	OTHER FRINGE BENEFITS	43,411	1,671	0	0	0.00%
25-01	FICA	0	13,923	13,147	12,785	-2.75%
25-03	RETIREMENT CONTRIBUTIONS	0	5,398	9,040	7,256	-19.73%
25-04	LIFE/HEALTH INSURANCE	0	22,444	27,392	25,111	-8.33%
29-00	GENERAL & MERIT INC.	12	0	6,058	3,384	-44.14%
<b>TOTAL PERSONAL SERVICES</b>		<b>255,534</b>	<b>238,674</b>	<b>265,275</b>	<b>243,493</b>	<b>-8.21%</b>
<b><u>OPERATING EXPENSES</u></b>						
30-00	OPERATING EXPENDITURES	1,441	1,247	1,900	3,500	84.21%
30-05	COUNTY LAND FILL	5,075	8,302	8,034	8,000	-0.42%
31-04	OTHER CONTRACTUAL SERVICES	165,971	214,558	235,000	242,000	2.98%
40-00	TRAVEL AND PER DIEM	7	0	100	100	0.00%
40-01	TRAVEL	30	0	0	0	0.00%
40-02	SCHOOL AND TRAINING	0	0	250	250	0.00%
40-04	SAFETY PROGRAMS	0	0	250	250	0.00%
41-00	COMMUNICATIONS	0	0	1,200	0	-100.00%
41-03	RADIO & PAGER	0	0	910	100	-89.01%
42-00	TRANSPORTATION	0	13	0	0	0.00%
42-01	VEHICLES & EQUIPMENT	89,746	118	0	0	0.00%
42-10	EQUIP.SERVICES - REPAIRS	0	72,394	121,404	91,000	-25.04%
42-11	EQUIP. SERVICES - FUEL	0	12,610	10,166	18,000	77.06%
43-01	ELECTRICITY	2,408	0	2,000	2,000	0.00%
43-02	WATER, SEWER, GARBAGE	0	0	4,000	4,000	0.00%
44-02	EQUIPMENT RENTAL	0	0	0	10,000	100.00%
46-00	REPAIR AND MAINTENANCE	1,211	3,345	5,000	5,000	0.00%
47-00	PRINTING AND BINDING	277	0	0	0	0.00%
49-00	OTHER CURRENT CHARGES	0	0	500	500	0.00%
52-00	OPERATING SUPPLIES	8,556	5,497	10,000	10,000	0.00%
52-07	UNIFORMS	0	0	1,580	1,500	-5.06%
52-09	OTHER CLOTHING	0	0	800	800	0.00%
52-10	JANITORIAL SUPPLIES	0	0	100	100	0.00%
59-00	DEPRECIATION	0	17,682	0	0	0.00%
<b>TOTAL OPERATING EXPENSES</b>		<b>274,722</b>	<b>335,766</b>	<b>403,194</b>	<b>397,100</b>	<b>-1.51%</b>
<b>TOTAL EXPENSES</b>		<b>\$530,256</b>	<b>\$574,440</b>	<b>\$668,469</b>	<b>\$640,593</b>	<b>-4.17%</b>

**FISCAL YEAR 1998  
BUDGET DETAIL  
SOLID WASTE  
COMMERCIAL**

450-1224-534

ACCOUNT DESCRIPTION		94 - 95	95 - 96	FY 97	FY 97 - 98	PERCENT
		ACTUALS	ACTUALS	ORIGINAL BUDGET	APPROVED	CHANGE FY 97 - 98
<b><u>PERSONAL SERVICES</u></b>						
10-20	REGULAR SALARIES & WAGES	215,613	242,174	221,448	257,987	16.50%
10-40	OVERTIME	12,374	13,861	18,000	18,000	0.00%
25-00	OTHER FRINGE BENEFITS	50,321	2,082	0	0	0.00%
25-01	FICA	0	18,399	16,941	19,478	14.98%
25-03	RETIREMENT CONTRIBUTIONS	0	9,376	11,886	11,100	-6.61%
25-04	LIFE/HEALTH INSURANCE	0	32,444	31,153	36,595	17.47%
29-00	GENERAL & MERIT INC.	0	0	7,804	5,115	-34.46%
<b>TOTAL PERSONAL SERVICES</b>		<b>278,308</b>	<b>318,336</b>	<b>307,232</b>	<b>348,275</b>	<b>13.36%</b>
<b><u>OPERATING EXPENSES</u></b>						
30-00	OPERATING EXPENDITURES	1,118	587	2,000	2,000	0.00%
30-05	COUNTY LAND FILL	490,287	525,085	515,000	530,000	2.91%
31-04	OTHER CONTRACTUAL SERVICES	0	52,629	130,000	135,000	3.85%
40-00	TRAVEL AND PER DIEM	0	0	250	250	0.00%
40-02	SCHOOL AND TRAINING	0	0	500	500	0.00%
40-04	SAFETY PROGRAMS	0	0	500	500	0.00%
41-00	COMMUNICATIONS	0	0	600	0	-100.00%
41-03	RADIO & PAGER	0	0	80	80	0.00%
42-00	TRANSPORTATION	0	69	0	0	0.00%
42-01	VEHICLES & EQUIPMENT	194,807	0	0	0	0.00%
42-10	EQUIP. SERVICES - REPAIRS	0	157,293	158,431	155,060	-2.13%
42-11	EQUIP. SERVICES - FUEL	0	6,854	21,569	30,000	39.09%
46-00	REPAIR AND MAINTENANCE	2,426	2,646	2,400	2,400	0.00%
49-00	OTHER CURRENT CHARGES	0	0	250	250	0.00%
52-00	OPERATING SUPPLIES	14,893	13,050	13,000	12,000	-7.69%
52-07	UNIFORMS	0	0	1,770	1,700	-3.95%
52-09	OTHER CLOTHING	0	0	900	900	0.00%
52-10	JANITORIAL SUPPLIES	0	0	100	100	0.00%
59-00	DEPRECIATION	0	10,721	0	0	0.00%
<b>TOTAL OPERATING EXPENSES</b>		<b>703,531</b>	<b>768,934</b>	<b>847,350</b>	<b>870,740</b>	<b>2.76%</b>
<b>TOTAL EXPENSES</b>		<b>\$981,839</b>	<b>\$1,087,270</b>	<b>\$1,154,582</b>	<b>\$1,219,015</b>	<b>5.58%</b>



## CIP PROJECTS - SOLID WASTE

CIP- PROJ	PROJECT DESCRIPTION	DEPT REQUEST 1998	DEPT REQUEST 1999	DEPT REQUEST 2000	DEPT REQUEST 2001	DEPT REQUEST 2002	PROJECT TOTAL
<b>SOLID WASTE</b>							
98P18	Hort. Transfer Site Reclamation	100,000	125,000				225,000
98P14	Recycling Drop-Off Site Modifications	25,000					25,000
	IMPROVEMENT TOTALS	125,000	125,000	0	0	0	250,000
98P08	Commercial Front Loading Truck	128,722	137,732	147,373	157,690	168,728	740,245
98P09	Horticultural Collection Vehicle	65,228	69,794	74,679	79,907	85,500	375,108
98P04	Refuse Scooters	43,633	46,687	49,955	53,452	57,193	250,920
98P01	Commercial Refuse Dumpsters	88,000	80,000	50,000	50,000	50,000	318,000
98P19	1/2 Ton Pick-Up Truck	18,500					18,500
99P10	Rear Loading Residential Truck		107,151	114,652	122,677	131,265	475,745
99P12	Dumpster Hauling Vehicle		65,000				65,000
00P17	Payloader for Horticulture Transfer Site			85,000			85,000
	REPLACEMENT TOTALS	344,083	506,364	521,659	463,726	492,686	2,328,518
<b>GRAND TOTAL SOLID WASTE</b>		<b>469,083</b>	<b>631,364</b>	<b>521,659</b>	<b>463,726</b>	<b>492,686</b>	<b>2,578,518</b>

# Stormwater Fund



# ***STORMWATER FUND***

FISCAL YEAR 1998  
STORMWATER UTILITY FUND  
SUMMARY

BEGINNING BALANCE - UNRESTRICTED RESERVES (1) \$263,100

ADD: BUDGETED REVENUES:

Stormwater Fees (2) \$1,530,900

LESS: BUDGETED EXPENDITURES:

Personal Services	\$183,795
Operations & Maintenance	142,580
Storm Drain Repairs	200,000
Lake Maintenance	25,000
CIP	800,000
Transfers:	
General Fund Admin.	130,100
Water/Sewer Reimbursement	50,000
Self-Insurance	<u>5,700</u>

\$1,537,175

BUDGETED CASH FLOW (\$6,275)

ENDING BALANCE - UNRESTRICTED RESERVES \$256,825

- (1) Audited balance 9/30/96 less cash reserves budgeted fiscal year 1997.
- (2) For Fiscal Year 1998, rates increased from \$2.43 to \$4.00 monthly per Equivalent Residential Unit (ERU).



**STORMWATER FUND  
REVENUE SUMMARY**

	ACTUAL <u>1993-94</u>	ACTUAL <u>1994-95</u>	ACTUAL <u>1995-96</u>	PROJECTED <u>1996-97</u>	APPROVED BUDGET <u>1997-98</u>
STORMWATER FEES	\$516,800	\$510,310	\$884,048	\$900,000	\$1,510,900
INTEREST EARNED	0	20,159	27,049	20,000	20,000
OTHER	<u>0</u>	<u>82</u>	<u>9,406</u>	<u>0</u>	<u>0</u>
<b>TOTAL STORMWATER FUND</b>	<u><u>\$516,800</u></u>	<u><u>\$530,551</u></u>	<u><u>\$920,503</u></u>	<u><u>\$920,000</u></u>	<u><u>\$1,530,900</u></u>

**DIRECTOR OF  
DEVELOPMENT SERVICES**

- 1 CIVIL ENGINEER
- 1 LAB & FIELD TECHNICIAN
- 1 CREW LEADER II
- 1 EQUIPMENT OPERATOR II
- 1 SERVICE WORKER I

## AUTHORIZED PERSONNEL:

	1997 BASE BUDGET	1997 REVISED BUDGET	1998 DEPT REQUEST	1998 APPROVED BUDGET
STORMWATER	7	7	5	5



**FISCAL YEAR 1998  
BUDGET DETAIL**

**FUND: 470 STORMWATER FUND**

	#	JOB TITLE	FY 98 APPROVED
<b>STORMWATER</b>			
	1	Civil Engineer	\$48,408
	1	Laboratory & Field Technician	27,983
	1	Equipment Operator II	23,145
	1	Crew Leader II	22,303
	1	Service Worker I	18,433
	5	Total Authorized Positions	140,272
		Regular Salaries	140,272
		Overtime	6,000
		Employer Payroll Expenses	34,748
		General & Merit Increase	<u>2,775</u>
			<b>\$183,795</b>

**FISCAL YEAR 1998  
BUDGET DETAIL  
STORMWATER**

470-6060-539

ACCOUNT DESCRIPTION		94 - 95 ACTUALS	95 - 96 ACTUALS	FY 97 ORIGINAL BUDGET	FY 97 - 98 APPROVED	PERCENT CHANGE FY 97 - 98
<b><u>PERSONAL SERVICES</u></b>						
10-20	REGULAR SALARIES & WAGES	70,428	106,593	127,054	140,272	10.40%
10-30	OTHER SALARIES	0	315	0	0	0.00%
10-40	OVERTIME	4,954	4,837	6,000	6,000	0.00%
25-00	OTHER FRINGE BENEFITS	16,685	798	0	0	0.00%
25-01	FICA	0	8,101	9,719	10,613	9.20%
25-03	RETIREMENT CONTRIBUTIONS	0	3,339	6,374	6,144	-3.61%
25-04	LIFE/HEALTH INSURANCE	0	11,364	15,159	17,991	18.68%
29-00	GENERAL & MERIT INC.	0	0	3,107	2,775	-10.69%
<b>TOTAL PERSONAL SERVICES</b>		<b>92,067</b>	<b>135,347</b>	<b>167,413</b>	<b>183,795</b>	<b>9.79%</b>
<b><u>OPERATING EXPENSES</u></b>						
30-00	OPERATING EXPENDITURES	338	212	3,000	3,000	0.00%
30-01	CITY ADMINISTRATION	71,300	74,900	103,600	130,100	25.58%
30-07	SMALL TOOLS	0	270	500	1,000	100.00%
30-15	WATER/SEWER ADMIN	0	0	0	50,000	100.00%
31-01	PROFESSIONAL SERVICES	4,998	10,955	115,000	50,000	-56.52%
31-04	OTHER CONTRACTUAL SERVICES	56,338	507,803	200,000	200,000	0.00%
40-00	TRAVEL AND PER DIEM	0	0	500	500	0.00%
40-01	TRAVEL	62	446	500	1,580	216.00%
40-02	SCHOOL AND TRAINING	355	727	500	1,000	100.00%
40-03	SAFETY	628	400	500	500	0.00%
41-00	COMMUNICATIONS	0	10	0	0	0.00%
41-01	TELEPHONE	0	241	500	500	0.00%
42-01	VEHICLES & EQUIPMENT	19,359	25	0	0	0.00%
42-02	POSTAGE & FREIGHT	0	0	50	50	0.00%
42-10	EQUIP. SERVICES - REPAIRS	0	15,814	16,732	14,700	-12.14%
42-11	EQUIP. SERVICES - FUEL	0	1,543	2,268	3,000	32.28%
43-00	UTILITY SERVICES	4,626	0	8,000	0	-100.00%
43-01	ELECTRICITY	0	4,174	5,000	5,000	0.00%
44-00	RENTALS & LEASES	0	0	400	0	-100.00%
44-02	EQUIPMENT RENTAL	535	0	1,300	1,300	0.00%
45-22	SELF INS. PROPERTY DAMAGE	10,620	10,620	11,150	5,700	-48.88%
46-00	REPAIR AND MAINTENANCE	3,849	2,972	9,000	5,000	-44.44%
46-02	BUILDINGS & GROUND MAINT.	0	0	1,000	1,000	0.00%
46-04	EQUIP. MAINTENANCE	700	111	2,650	2,500	-5.66%
46-05	STORM REPAIR	134	6,331	20,000	20,000	0.00%
46-08	LAKE MAINTENANCE	2,690	8,598	25,000	25,000	0.00%
46-12	ROAD REPAIRS	0	3,270	10,000	10,000	0.00%
47-00	PRINTING AND BINDING	0	41	0	0	0.00%
47-05	PHOTO AND VIDEO	0	0	100	200	100.00%
49-00	OTHER CURRENT CHARGES	4,973	0	4,800	4,800	0.00%
51-00	OFFICE SUPPLIES	452	266	500	500	0.00%
51-01	STATIONARY	200	93	0	0	0.00%
51-02	OTHER OFFICE SUPPLIES	0	0	200	200	0.00%
51-03	OFFICE EQUIP. < \$250	499	0	250	250	0.00%



**FISCAL YEAR 1998  
BUDGET DETAIL  
STORMWATER FUND  
CONTINUED**

470-6060-539

ACCOUNT DESCRIPTION		94 - 95 ACTUALS	95 - 96 ACTUALS	FY 97 ORIGINAL BUDGET	FY 97 - 98 APPROVED	PERCENT CHANGE FY 97 - 98
52-00	OPERATING SUPPLIES	8,713	8,852	12,000	12,000	0.00%
52-02	FUEL	1,621	797	1,500	1,500	0.00%
52-03	OIL & LUBE	288	135	200	200	0.00%
52-07	UNIFORMS	856	676	1,500	1,500	0.00%
52-09	OTHER CLOTHING	100	119	400	600	50.00%
54-01	MEMBERSHIPS	0	0	200	200	0.00%
59-00	DEPRECIATION	57,173	76,127	0	0	0.00%
<b>TOTAL OPERATING EXPENSES</b>		<b>251,407</b>	<b>736,528</b>	<b>558,800</b>	<b>553,380</b>	<b>-0.97%</b>
<b><u>NON-OPERATING EXPENSES</u></b>						
60-30	IMPROVEMENTS O/T BUILDING	0	0	66,500	500,000	651.88%
60-40	MACHINERY EQUIPMENT	0	0	0	300,000	100.00%
99-50	UNBUDGETED RESERVE BAL.	0	0	76,187	0	-100.00%
<b>TOTAL NON-OPERATING EXPENSES</b>		<b>0</b>	<b>0</b>	<b>142,687</b>	<b>800,000</b>	<b>460.67%</b>
<b>TOTAL EXPENSES</b>		<b>\$343,474</b>	<b>\$871,875</b>	<b>\$868,900</b>	<b>\$1,537,175</b>	<b>76.91%</b>

## CIP PROJECTS - STORMWATER

CIP- PROJ	PROJECT DESCRIPTION	DEPT REQUEST 1998	DEPT REQUEST 1999	DEPT REQUEST 2000	DEPT REQUEST 2001	DEPT REQUEST 2002	PROJECT TOTAL
<b>STORMWATER</b>							
98V04	Gordon River Extension Study	50,000					50,000
98V09	Implementation of Stormwater MP	350,000	300,000	1,000,000	1,000,000	1,000,000	3,650,000
	IMPROVEMENT TOTALS	400,000	300,000	1,000,000	1,000,000	1,000,000	3,700,000
98V10	NPESD Pump Station	300,000	700,000				1,000,000
98V05	6th Ave. S. Stormwater Improv.	100,000					100,000
	REPLACEMENT TOTALS	400,000	700,000	0	0	0	1,100,000
<b>GRAND TOTAL STORMWATER</b>		<b>800,000</b>	<b>1,000,000</b>	<b>1,000,000</b>	<b>1,000,000</b>	<b>1,000,000</b>	<b>4,800,000</b>



# City Dock Fund

***CITY***

***DOCK***

***FUND***



**FISCAL YEAR 1998**  
**CITY DOCK FUND**  
**STATEMENT OF CASH FLOW**

**BEGINNING BALANCE - UNRESTRICTED RESERVES** **\$32,300**

**ADD: BUDGETED REVENUES:**

Dock Rentals	\$325,000	
Fuel Sales	700,000	
Bait & Misc. Sales	75,000	
Interest Income	<u>10,000</u>	
		<u>\$1,110,000</u>

**TOTAL AVAILABLE RESOURCES:** **\$1,142,300**

**LESS: BUDGETED EXPENDITURES:**

Personal Services	\$117,575	
Fuel Purchases	565,000	
Resale Inventory	52,000	
Operations and Maintenance	63,330	
Transfer - Administration	88,700	
Transfer - Self Insurance	18,100	
Transfer - Pmt in Lieu of Taxes (1)	21,600	
Debt Service Principal	89,937	
Debt Service Interest	20,805	
Capital Expenditures	33,993	
Depreciation	<u>N/A</u>	
		<u>\$1,071,040</u>

**BUDGETED CASH FLOW** **\$38,960**

**ENDING BALANCE - UNRESTRICTED RESERVES** **\$71,260**

(1) 14.4 Mills on valuation of \$1.5 million.

FISCAL YEAR 1998

CITY DOCK FUND

STATEMENT OF REVENUES, EXPENDITURES AND NET INCOME

ADD: BUDGETED REVENUES:

Dock Rentals	\$325,000	
Fuel Sales	700,000	
Bait & Misc. Sales	75,000	
Interest Income	<u>10,000</u>	
		\$1,110,000

LESS: BUDGETED EXPENDITURES:

Personal Services	\$117,575	
Fuel Purchases	565,000	
Resale Inventory	52,000	
Operations and Maintenance	63,630	
Transfer - Administration	88,700	
Transfer - Self Insurance	18,100	
Transfer - Pmt in Lieu of Taxes (1)	21,600	
Debt Service Principal	N/A	
Debt Service Interest	20,805	
Capital Expenditures	N/A	
Depreciation	<u>125,000</u>	
		<u>\$1,072,410</u>

BUDGETED NET INCOME

\$37,590

NOTE: Budget schedule prepared on the full accrual accounting basis, consistent with preparation of annual audit report.

(1) 14.4 Mills on valuation of \$1.5 million.



**CITY DOCK FUND  
REVENUE SUMMARY**

	<u>ACTUAL 1993-94</u>	<u>ACTUAL 1994-95</u>	<u>ACTUAL 1995-96</u>	<u>PROJECTED 1996-97</u>	<u>APPROVED BUDGET 1997-98</u>
DOCK RENTALS	\$311,115	\$312,586	\$321,478	\$325,000	\$325,000
FUEL SALES	512,281	596,933	691,436	700,000	700,000
BAIT & MISCELLANEOUS SALES	52,140	69,954	73,422	75,000	75,000
INTEREST INCOME	3,431	9,023	6,843	5,000	10,000
COLLIER COUNTY GRANT	0	0	0	160,000	0
GRANTS	N/A	N/A	N/A	70,000	0
OTHER REVENUE	<u>0</u>	<u>0</u>	<u>1,155</u>	<u>0</u>	<u>0</u>
<b>TOTAL CITY DOCK FUND</b>	<u><u>\$878,967</u></u>	<u><u>\$988,496</u></u>	<u><u>\$1,094,334</u></u>	<u><u>\$1,335,000</u></u>	<u><u>\$1,110,000</u></u>

# FISCAL YEAR 1998 BUDGET DETAIL

FUND: 460 CITY DOCK FUND

#	JOB TITLE	FY 98 APPROVED
CITY DOCK		
1	Waterfront Operations Supervisor	\$32,228
2	Dockkeeper	43,526
3	Total Authorized Positions	75,754
	Regular Salaries	75,754
	Other Salaries & Wages	10,000
	Overtime	11,000
	Employer Payroll Expenses	19,324
	General & Merit Increase	1,497
		<u>\$117,575</u>



**FISCAL YEAR 1998  
BUDGET DETAIL  
CITY DOCK FUND**

460-0915-572

ACCOUNT DESCRIPTION		94 - 95 ACTUALS	95 - 96 ACTUALS	FY 97 ORIGINAL BUDGET	FY 97 - 98 APPROVED	PERCENT CHANGE FY 97- 98
<b><u>PERSONAL SERVICES</u></b>						
10-20	REGULAR SALARIES & WAGES	72,537	65,492	67,643	75,754	11.99%
10-30	OTHER SALARIES	0	197	10,000	10,000	0.00%
10-40	OVERTIME	11,615	13,291	11,000	11,000	0.00%
25-00	OTHER FRINGE BENEFITS	17,874	731	0	0	0.00%
25-01	FICA	0	5,900	5,175	5,813	12.33%
25-03	RETIREMENT CONTRIBUTIONS	0	2,696	3,720	3,205	-13.84%
25-04	LIFE/HEALTH INSURANCE	0	10,878	11,393	10,306	-9.54%
29-00	GENERAL & MERIT INC.	0	0	2,389	1,497	-37.34%
<b>TOTAL PERSONAL SERVICES</b>		<b>102,026</b>	<b>99,185</b>	<b>111,320</b>	<b>117,575</b>	<b>5.62%</b>
<b><u>OPERATING EXPENSES</u></b>						
30-00	OPERATING EXPENDITURES	11,677	9,327	8,000	8,000	0.00%
30-01	CITY ADMINISTRATION	61,700	64,800	66,700	88,700	32.98%
31-01	PROFESSIONAL SERVICES	1,356	0	1,200	0	-100.00%
31-04	OTHER CONTRACTUAL SVCS	180	91	180	180	0.00%
38-01	PAYMENT IN LIEU OF TAXES	0	0	0	21,600	100.00%
40-01	TRAVEL	436	92	500	500	0.00%
40-02	SCHOOL AND TRAINING	540	360	1,000	1,000	0.00%
41-00	COMMUNICATIONS	1,309	1,096	2,000	1,200	-40.00%
42-10	EQUIP. SERVICES - REPAIRS	0	0	0	200	100.00%
42-11	EQUIP. SERVICES - FUEL	0	0	0	200	100.00%
43-00	UTILITY SERVICES	13,858	0	0	0	0.00%
43-01	ELECTRICITY	0	18,270	15,000	15,000	0.00%
43-02	WATER, SEWER, GARBAGE	4,812	9,489	5,000	5,350	7.00%
45-22	SELF INS. PROPERTY DAMAGE	6,500	6,500	8,200	18,100	120.73%
46-00	REPAIR AND MAINTENANCE	16,404	37,392	8,000	8,000	0.00%
47-00	PRINTING AND BINDING	8,294	307	0	0	0.00%
47-02	ADVERTISING (NON LEGAL)	924	14,521	12,000	12,000	0.00%
49-00	OTHER CURRENT CHARGES	160	0	250	0	-100.00%
51-00	OFFICE SUPPLIES	1	130	200	200	0.00%
51-06	RESALE SUPPLIES	54,722	58,738	52,000	52,000	0.00%
52-00	OPERATING SUPPLIES	5,267	11,459	11,000	11,000	0.00%
52-02	FUEL	498,423	608,813	465,000	565,000	21.51%
54-00	BOOKS, PUBS, SUBS, MEMBS	946	250	150	500	233.33%
59-00	DEPRECIATION/AMORTIZATION	108,225	115,252	0	0	0.00%
<b>TOTAL OPERATING EXPENSES</b>		<b>795,734</b>	<b>956,887</b>	<b>656,380</b>	<b>808,730</b>	<b>23.21%</b>
<b><u>NON-OPERATING EXPENSES</u></b>						
60-30	IMPROVEMENTS O/T BUILDING	0	0	132,384	33,993	-74.32%
60-39	RENEWAL & REPLACEMENT	0	0	81,050	0	-100.00%

**FISCAL YEAR 1998  
BUDGET DETAIL  
CITY DOCK FUND**

CONTINUED

ACCOUNT DESCRIPTION	94 - 95 ACTUALS	95 - 96 ACTUALS	FY 97 ORIGINAL BUDGET	FY 97 - 98 APPROVED	PERCENT CHANGE FY 97- 98
<b><u>NON-OPERATING EXPENSES</u></b>					
60-70 VEHICLES	0	0	18,950	0	-100.00%
70-10 PRINCIPAL AND INTEREST	17,756	(664)	105,137	110,742	5.33%
70-12 INTEREST	0	25,660	0	0	0.00%
70-30 CURRENT YR BOND EXP	0	1,356	0	0	0.00%
<b>TOTAL NON-OPERATING EXPENSES</b>	<b>17,756</b>	<b>26,352</b>	<b>337,521</b>	<b>144,735</b>	<b>-57.12%</b>
<b>TOTAL EXPENSES</b>	<b>\$915,516</b>	<b>\$1,082,424</b>	<b>\$1,105,221</b>	<b>\$1,071,040</b>	<b>-3.09%</b>



## CIP PROJECTS - CITY DOCK

CIP- PROJ	PROJECT DESCRIPTION	DEPT REQUEST 1998	DEPT REQUEST 1999	DEPT REQUEST 2000	DEPT REQUEST 2001	DEPT REQUEST 2002	PROJECT TOTAL
<b>CITY DOCK</b>							
98Q05	City Dock Office Renovations	33,993					33,993
	IMPROVEMENT TOTALS	33,993	0	0	0	0	33,993
<b>GRAND TOTAL CITY DOCK</b>		<b>33,993</b>	<b>0</b>	<b>0</b>	<b>0</b>	<b>0</b>	<b>33,993</b>

# Tennis Fund



**TENNIS**

**FUND**

**FISCAL YEAR 1998  
TENNIS ENTERPRISE FUND**

**SUMMARY**

<b>BEGINNING BALANCE - UNRESTRICTED RESERVES</b>		<b>\$-0-</b>
<b>ADD: BUDGETED REVENUES:</b>		
Memberships	\$58,000	
Daily Play	13,000	
Lessons/Clinics	34,000	
Tournaments	9,000	
Construction Fund Interest	20,000	
Other Income	8,100	
Loan - General Fund	97,000	
Construction Loan	<u>700,000</u>	
		<u>\$939,100</u>
<b>TOTAL AVAILABLE RESOURCES</b>		<b>\$939,100</b>
<b>LESS: BUDGETED EXPENDITURES:</b>		
Personal Services	\$138,178	
Operating Expenses	49,350	
Capital Project	718,500	
Debt Service Interest	<u>32,913</u>	
		<u>\$938,941</u>
<b>BUDGETED CASH FLOW</b>		<b>\$159</b>
<b>ENDING BALANCE - UNRESTRICTED RESERVES</b>		<b><u>\$159</u></b>



**FISCAL YEAR 1998  
BUDGET DETAIL**

**FUND: 480 TENNIS FUND**

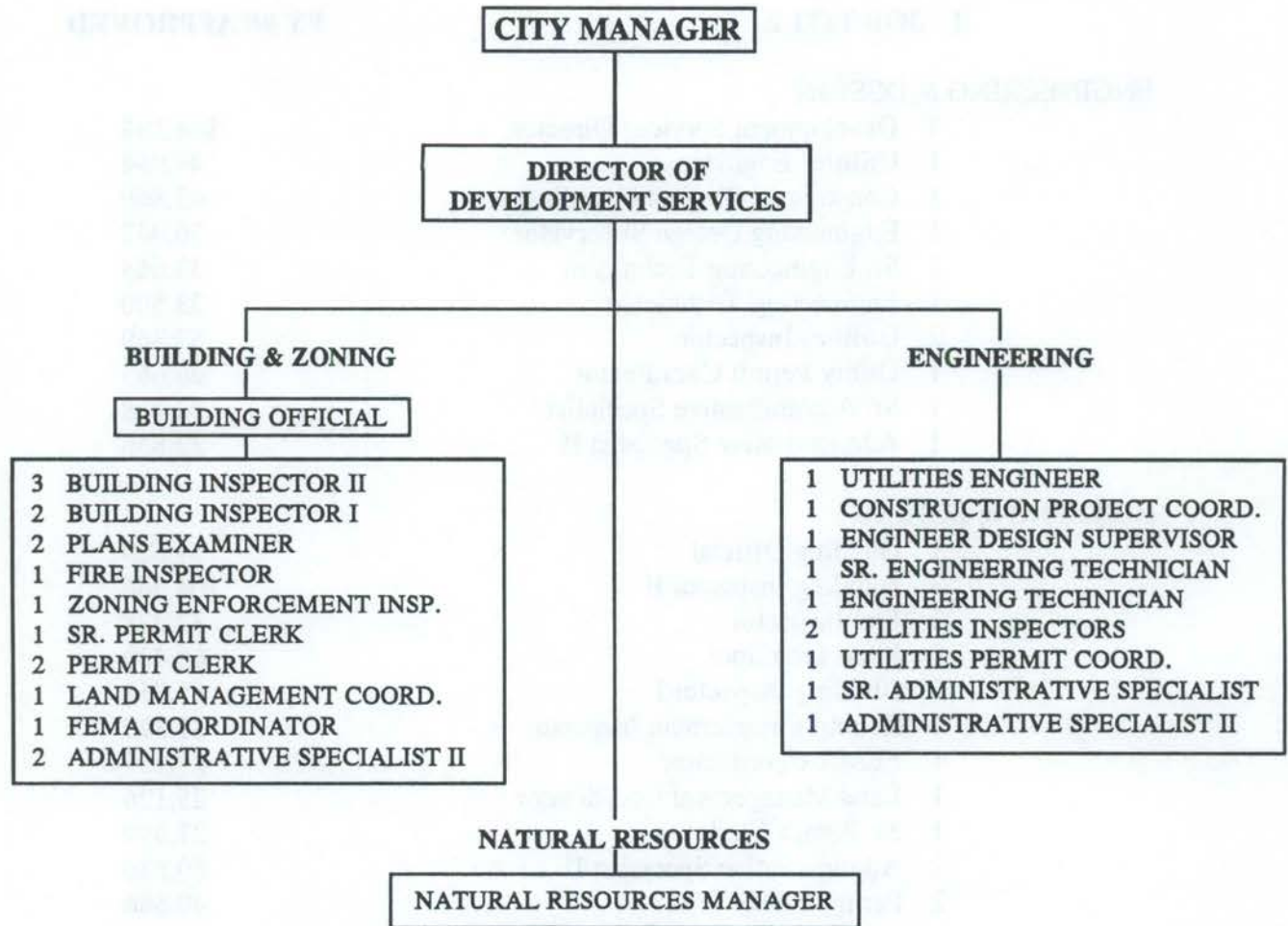
#	JOB TITLE	FY 98 APPROVED
<b>TENNIS</b>		
1	Tennis Supervisor	\$34,292
2	Recreation Specialist	43,571
.6	Recreation Aide	10,459
3.6	Total Authorized Positions	88,322
	Regular Salaries	88,322
	Other Salaries & Wages	25,524
	Overtime	1,718
	Employer Payroll Expenses	20,875
	General & Merit Increase	1,739
		<u>\$138,178</u>

**FISCAL YEAR 1998  
BUDGET DETAIL  
COMMUNITY SERVICES  
TENNIS FUND**

ACCOUNT DESCRIPTION		94 - 95	95 - 96	FY 97	FY 97 - 98	PERCENT
		ACTUALS	ACTUALS	ORIGINAL BUDGET	APPROVED	CHANGE FY 97- 98
<b><u>PERSONAL SERVICES</u></b>						
10-20	REGULAR SALARIES & WAGES	67,936	88,923	77,859	88,322	13.44%
10-30	OTHER SALARIES	2,430	6,204	19,872	25,524	28.44%
10-40	OVERTIME	5,013	2,868	1,718	1,718	0.00%
25-00	OTHER FRINGE BENEFITS	14,999	539	0	0	0.00%
25-01	FICA	0	6,614	6,879	6,979	1.45%
25-03	RETIREMENT CONTRIBUTIONS	0	2,283	3,744	3,444	-8.01%
25-04	LIFE/HEALTH INSURANCE	0	8,366	9,819	10,452	6.45%
29-00	GENERAL & MERIT INC.	0	0	2,700	1,739	-35.59%
<b>TOTAL PERSONAL SERVICES</b>		<b>90,378</b>	<b>115,797</b>	<b>122,591</b>	<b>138,178</b>	<b>12.71%</b>
<b><u>OPERATING EXPENSES</u></b>						
30-00	OPERATING EXPENDITURES	15,163	12,386	6,200	8,200	32.26%
30-01	CITY ADMINISTRATION	0	0	13,000	0	-100.00%
31-00	PROFESSIONAL SERVICES	0	50	0	0	0.00%
31-01	PROFESSIONAL SERVICES	4	30	0	0	0.00%
31-04	OTHER CONTRACTUAL SVCS	300	18,075	8,600	8,600	0.00%
41-00	COMMUNICATIONS	1,082	2,242	1,800	2,400	33.33%
42-10	EQUIP.SERVICES - REPAIRS	0	0	0	500	100.00%
43-00	UTILITY SERVICE	5,872	0	0	0	0.00%
43-01	ELECTRICITY	0	5,740	6,000	6,000	0.00%
46-00	REPAIR AND MAINTENANCE	9,249	4,564	10,000	10,000	0.00%
47-00	PRINTING AND BINDING	34	845	2,000	2,000	0.00%
47-06	DUPLICATING	17	421	500	700	40.00%
49-00	OTHER CURRENT CHARGES	66	0	0	0	0.00%
51-00	OFFICE SUPPLIES	516	247	225	500	122.22%
51-06	RESALE SUPPLIES	9,767	6,736	7,700	7,700	0.00%
52-00	OPERATING SUPPLIES	2,228	2,166	2,000	2,000	0.00%
54-00	BOOKS, PUBS, SUBS, MEMBS	379	0	0	0	0.00%
54-01	MEMBERSHIPS	0	231	350	750	114.29%
59-00	DEPRECIATION/AMORTIZATION	0	716	0	0	0.00%
<b>TOTAL OPERATING EXPENSES</b>		<b>44,677</b>	<b>54,449</b>	<b>58,375</b>	<b>49,350</b>	<b>-15.46%</b>
<b><u>NON-OPERATING EXPENSES</u></b>						
60-30	IMPROVEMENTS O/T BUILDING	0	0	500,000	700,000	40.00%
60-40	MACHINERY EQUIP	3,724	0	0	9,500	100.00%
60-80	COMPUTER PURCHASES	0	0	0	9,000	100.00%
70-10	PRINCIPAL AND INTEREST	0	0	0	32,913	100.00%
<b>TOTAL NON-OPERATING EXPENSES</b>		<b>3,724</b>	<b>0</b>	<b>500,000</b>	<b>751,413</b>	<b>50.28%</b>
<b>TOTAL EXPENSES</b>		<b>\$138,779</b>	<b>\$170,246</b>	<b>\$680,966</b>	<b>\$938,941</b>	<b>37.88%</b>



## DEVELOPMENT SERVICES



### AUTHORIZED PERSONNEL:

	1997 BASE BUDGET	1997 REVISED BUDGET	1998 DEPT REQUEST	1998 APPRVD BUDGET
ENGINEERING	12	11	11	11
BUILDING & ZONING	14	14	17	17
NATURAL RESOURCES	1	1	1	1

# Special Revenue Funds



# Taxing Districts

***EAST NAPLES***

***BAY***

***TAX DISTRICT***



## ORDINANCE 97-8085

AN ORDINANCE DETERMINING AND FIXING THE 1997 TAX LEVY AND MILLAGE RATE FOR THE EAST NAPLES BAY SPECIAL TAXING DISTRICT, FOR THE PURPOSE OF PROVIDING SUFFICIENT FUNDS FOR THE OPERATIONS OF THE SPECIAL TAXING DISTRICT; PROVIDING A SEVERABILITY CLAUSE, A REPEALER PROVISION AND AN EFFECTIVE DATE.

WHEREAS, the 1997 Tax Assessment Roll has been prepared, equalized and certified, showing:

Total Assessed Valuation of  
Real and Personal Property. . . . . 134,009,787

NOW, THEREFORE, BE IT ORDAINED BY THE COUNCIL OF THE CITY OF NAPLES, FLORIDA:

Section 1. That the tax levy and millage rate for the East Naples Bay Special Taxing District for the year 1997 be, and the same is, hereby fixed and determined to be .5000.

Section 2. That the tax levy and millage rate have been fixed and determined in accordance with the following assessments and findings of the City Council, and making allowances for tax delinquents, discounts and losses therein, show, to-wit:

East Naples Bay Special Taxing District  
.5000 mills . . . . . \$64,990


Section 3. If any word, phrase, clause, subsection or section of this ordinance is for any reason held unconstitutional or invalid, the invalidity thereof shall not affect the validity of any remaining portions of this ordinance.

Section 4. That all sections or parts of sections of the Code of Municipal Ordinances, all ordinances or parts of ordinances, and all resolutions or parts of resolutions in conflict herewith, be and the same are hereby repealed to the extent of such conflict.

Section 5. This ordinance shall take effect October 1, 1997.

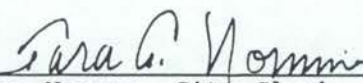
APPROVED AT FIRST READING THIS 15TH DAY OF SEPTEMBER, 1997.


PASSED AND ADOPTED AT SECOND READING AND PUBLIC HEARING IN OPEN AND SPECIAL SESSION OF THE CITY COUNCIL OF THE CITY OF NAPLES, FLORIDA THIS 29TH DAY OF SEPTEMBER, 1997.

  
Bill Barnett, Mayor

Attest:

Approved as to form and legality:

  
Tara Norman, City Clerk  
M:\REF\COUNCIL\ORD\97-8085

  
Kenneth B. Cuyler, City Attorney

FISCAL YEAR 1998  
EAST NAPLES BAY TAX DISTRICT

FUND SUMMARY

BEGINNING BALANCE - UNRESTRICTED RESERVES \$76,100

ADD: BUDGETED REVENUES:

Property Tax (at 0.5 mills) (1)	<u>\$64,990</u>	<u>\$64,990</u>
---------------------------------	-----------------	-----------------

TOTAL AVAILABLE RESOURCES: \$141,090

LESS: BUDGETED EXPENDITURES:

Operations & Maintenance	\$4,750	
Debt Service	<u>71,363</u>	<u>\$76,113</u>

BUDGETED CASH FLOW (\$11,123)

ENDING BALANCE - UNRESTRICTED RESERVES \$64,977

(1) 97% Collection Rate.

**FISCAL YEAR 1998  
BUDGET DETAIL  
EAST NAPLES BAY TAX DISTRICT**

350-0608-537

ACCOUNT DESCRIPTION		94 - 95 ACTUALS	95 - 96 ACTUALS	FY 97 ORIGINAL BUDGET	FY 97 - 98 APPROVED	PERCENT CHANGE FY 97 - 98
<b><u>PERSONAL SERVICES</u></b>						
10-20	REGULAR SALARIES & WAGES	0	0	2000	2,000	0.00%
25-00	OTHER FRINGE BENEFITS	0	0	250	250	0.00%
<b>TOTAL PERSONAL SERVICES</b>		<b>0</b>	<b>0</b>	<b>2,250</b>	<b>2,250</b>	<b>0.00%</b>
<b><u>OPERATING EXPENSES</u></b>						
30-00	OPERATING EXPENDITURES	195	177	250	250	0.00%
46-00	REPAIR AND MAINTENANCE	0	0	1,000	1,000	0.00%
49-00	OTHER CURRENT CHARGES	0	0	1,000	1,000	0.00%
52-00	OPERATING SUPPLIES	0	0	250	250	0.00%
<b>TOTAL OPERATING EXPENSES</b>		<b>195</b>	<b>177</b>	<b>2,500</b>	<b>2,500</b>	<b>0.00%</b>
<b><u>NON-OPERATING EXPENSES</u></b>						
91-00	TRANSFERS OUT	66,872	45,355	73,400	71,363	-2.78%
<b>TOTAL NON-OPERATING EXPENSES</b>		<b>66,872</b>	<b>45,355</b>	<b>73,400</b>	<b>71,363</b>	<b>-2.78%</b>
<b>TOTAL EXPENSES</b>		<b>\$67,067</b>	<b>\$45,532</b>	<b>\$78,150</b>	<b>\$76,113</b>	<b>-2.61%</b>



# ***MOORINGS BAY***

## ***TAX DISTRICT***

Agenda Item 3-c  
Meeting of 9/29/97

## ORDINANCE 97-8086

AN ORDINANCE DETERMINING AND FIXING THE 1997 TAX LEVY AND MILLAGE RATE FOR THE MOORINGS BAY SPECIAL TAXING DISTRICT, FOR THE PURPOSE OF PROVIDING SUFFICIENT FUNDS FOR THE OPERATIONS OF THE SPECIAL TAXING DISTRICT; PROVIDING A SEVERABILITY CLAUSE, A REPEALER PROVISION AND AN EFFECTIVE DATE.

WHEREAS, the 1997 Tax Assessment Roll has been prepared, equalized and certified, showing:

Total Assessed Valuation of  
Real and Personal Property . . . . . \$509,179,190

NOW, THEREFORE, BE IT ORDAINED BY THE COUNCIL OF THE CITY OF NAPLES, FLORIDA:

Section 1. That the tax levy and millage rate for the Moorings Bay Special Taxing District for the year 1997 be, and the same is, hereby fixed and determined to be .1000.

Section 2. That the tax levy and millage rate have been fixed and determined in accordance with the following assessments and findings of the City Council, and making allowances for tax delinquents, discounts and losses therein, show, to-wit:

Moorings Bay Special Taxing District  
.1000 mills . . . . . \$49,400


Section 3. If any word, phrase, clause, subsection or section of this ordinance is for any reason held unconstitutional or invalid, the invalidity thereof shall not affect the validity of any remaining portions of this ordinance.

Section 4. That all sections or parts of sections of the Code of Municipal Ordinances, all ordinances or parts of ordinances, and all resolutions or parts of resolutions in conflict herewith, be and the same are hereby repealed to the extent of such conflict.

Section 5. This ordinance shall take effect October 1, 1997.

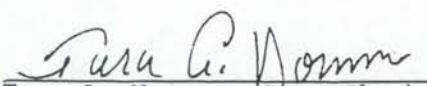
APPROVED AT FIRST READING THIS 15TH DAY OF SEPTEMBER, 1997.


PASSED AND ADOPTED AT SECOND READING AND PUBLIC HEARING IN OPEN AND SPECIAL SESSION OF THE CITY COUNCIL OF THE CITY OF NAPLES, FLORIDA THIS 29TH DAY OF SEPTEMBER, 1997.

  
Bill Barnett, Mayor

Attest:

Approved as to form and legality

  
Tara A. Norman, City Clerk  
M:\REF\COUNCIL\ORD\97-8086

  
Kenneth B. Cuyler, City Attorney



**FISCAL YEAR 1998  
BUDGET DETAIL  
COMMUNITY SERVICES  
DEPARTMENT SUMMARY**

ACCOUNT DESCRIPTION		94 - 95	95 - 96	FY 97		PERCENT
		ACTUALS	ACTUALS	ORIGINAL	FY 97 - 98	CHANGE
				BUDGET	APPROVED	FY 97 - 98
<b><u>PERSONAL SERVICES</u></b>						
10-20	REGULAR SALARIES & WAGES	1,374,785	1,166,919	1,041,298	1,229,444	18.07%
10-30	OTHER SALARIES	26,802	108,623	141,935	141,935	0.00%
10-40	OVERTIME	33,158	33,493	22,448	28,500	26.96%
25-00	OTHER FRINGE BENEFITS	332,854	13,019	0	0	0.00%
25-01	FICA	0	93,824	79,792	93,199	16.80%
25-03	RETIREMENT CONTRIBUTIONS	0	40,315	57,341	49,077	-14.41%
25-04	LIFE/HEALTH INSURANCE	0	169,377	168,769	184,873	9.54%
29-00	GENERAL & MERIT INC.	0	0	33,203	24,342	-26.69%
<b>TOTAL PERSONAL SERVICES</b>		<b>1,767,599</b>	<b>1,625,570</b>	<b>1,544,786</b>	<b>1,751,370</b>	<b>13.37%</b>
<b><u>OPERATING EXPENSES</u></b>						
30-00	OPERATING EXPENDITURES	34,498	28,637	36,400	52,300	43.68%
30-05	COUNTY LAND FILL	125	15	5,000	5,000	0.00%
30-10	AUTO MILEAGE	4,501	1,816	2,155	2,500	16.01%
31-04	OTHER CONTRACTUAL SVCS	205,355	507,876	658,985	735,363	11.59%
40-00	TRAVEL AND PER DIEM	12	0	0	0	0.00%
40-01	TRAVEL	4,449	2,512	4,800	4,800	0.00%
40-02	SCHOOL AND TRAINING	3,298	3,751	5,260	5,710	8.56%
41-00	COMMUNICATIONS	9,195	12,899	11,680	14,050	20.29%
42-01	VEHICLES & EQUIPMENT	131,673	0	0	0	0.00%
42-10	EQUIP. SERVICES - REPAIRS	0	82,194	113,495	102,330	-9.84%
42-11	EQUIP. SERVICES - FUEL	0	26,974	16,505	20,500	24.20%
43-00	UTILITY SERVICES	158,481	695	0	0	0.00%
43-01	ELECTRICITY	0	68,243	82,097	82,097	0.00%
43-02	WATER, SEWER, GARBAGE	83,362	183,833	127,323	180,200	41.53%
43-03	OTHER	2,061	2,653	0	0	0.00%
44-00	RENTALS & LEASES	2,379	3,389	3,735	3,750	0.40%
45-01	UNEMPLOYMENT COMPENSATION	(119)	0	0	0	0.00%
46-00	REPAIR AND MAINTENANCE	50,012	63,791	27,544	28,400	3.11%
46-02	BUILDINGS & GROUND MAINT.	0	536	0	0	0.00%
46-06	OTHER MAINTENANCE	0	0	0	6,500	100.00%
47-00	PRINTING AND BINDING	14,487	13,164	17,350	20,350	17.29%
47-06	DUPLICATING	781	403	4,250	5,000	17.65%
49-00	OTHER CURRENT CHARGES	0	0	9,952	12,292	23.51%
51-00	OFFICE SUPPLIES	4,624	6,167	5,300	6,600	24.53%
51-02	OTHER OFFICE SUPPLIES	0	7	0	0	0.00%
51-06	RESALE SUPPLIES	0	0	0	10,000	100.00%
52-00	OPERATING SUPPLIES	230,789	248,377	152,760	158,010	3.44%
52-01	RECREATIONAL PGM. EXPENSE	95,057	89,404	114,650	98,855	-13.78%
52-09	OTHER CLOTHING	0	0	0	4,000	100.00%
52-10	JANITORIAL SUPPLIES	1,647	953	8,444	8,444	0.00%
54-00	BOOKS, PUBS, SUBS, MEMBS	2,009	1,498	800	1,350	68.75%
54-01	MEMBERSHIPS	0	844	2,440	2,740	12.30%
<b>TOTAL OPERATING EXPENSES</b>		<b>1,038,676</b>	<b>1,350,631</b>	<b>1,410,925</b>	<b>1,571,141</b>	<b>11.36%</b>



**FISCAL YEAR 1998  
BUDGET DETAIL  
MOORINGS BAY TAX DISTRICT**

360-0608-537

ACCOUNT DESCRIPTION		94 - 95 ACTUALS	95 - 96 ACTUALS	FY 97 ORIGINAL BUDGET	FY 97 - 98 APPROVED	PERCENT CHANGE FY 97 - 98
<b><u>PERSONAL SERVICES</u></b>						
10-20	REGULAR SALARIES & WAGES	0	0	2000	2,000	0.00%
25-00	OTHER FRINGE BENEFITS	0	0	500	500	0.00%
<b>TOTAL PERSONAL SERVICES</b>		<b>0</b>	<b>0</b>	<b>2,500</b>	<b>2,500</b>	<b>0.00%</b>
<b><u>OPERATING EXPENSES</u></b>						
30-00	OPERATING EXPENDITURES	246	180	3,500	3,500	0.00%
31-01	PROFESSIONAL SERVICES	47,478	2,971	10,000	10,000	0.00%
31-04	OTHER CONTRACTUAL SVCS	0	4,547	2,000	2,000	0.00%
46-00	REPAIR AND MAINTENANCE	1,447	0	2,000	2,000	0.00%
46-06	OTHER MAINTENANCE	0	276,375	0	0	0.00%
49-00	OTHER CURRENT CHARGES	0	0	1,000	1,000	0.00%
52-00	OPERATING SUPPLIES	0	0	250	250	0.00%
<b>TOTAL OPERATING EXPENSES</b>		<b>49,171</b>	<b>284,073</b>	<b>18,750</b>	<b>18,750</b>	<b>0.00%</b>
<b><u>NON-OPERATING EXPENSES</u></b>						
91-00	TRANSFERS OUT	33,402	12,902	0	0	0.00%
99-55	UNBUDGETED RESERVE BAL.	0	0	27,250	0	-100.00%
<b>TOTAL NON-OPERATING EXPENSES</b>		<b>33,402</b>	<b>12,902</b>	<b>27,250</b>	<b>0</b>	<b>-100.00%</b>
<b>TOTAL EXPENSES</b>		<b>\$82,573</b>	<b>\$296,975</b>	<b>\$48,500</b>	<b>\$21,250</b>	<b>-56.19%</b>

# Streets Fund

# ***STREETS***

## ***FUND***



**FISCAL YEAR 1998**

**STREETS FUND**

**SUMMARY**

**BEGINNING BALANCE**

Unrestricted Reserves	\$895,800
Impact Fee Projects	-0-
Comp Plan Projects	<u>136,200</u>

**\$1,032,000**

**ADD: BUDGETED REVENUES:**

6-Cent Gas Tax	1,250,000
5-Cent Gas Tax (1)	700,000
Road Impact Fees (2)	200,000
State Shared Revenue	155,000
Other Income	<u>100,000</u>

**\$2,405,000**

**TOTAL AVAILABLE RESOURCES:**

**\$3,437,000**

**LESS: BUDGETED EXPENDITURES:**

Personal Services	176,339
Contract Repair	200,000
Street Lighting	280,000
Operations and Maintenance	203,276
Transfer - Engineering (30%)	180,000
Transfer - Self-Insurance	89,400
Transfer - Reimbursed Admin	177,800
Overlay Program (1)	546,200
Traffic Calming (1)	290,000
Impact Fee Projects (2)	200,000
CIP Projects	282,000
Contingency	<u>50,000</u>

**\$2,675,015**

**BUDGETED CASH FLOW**

**(\$270,015)**

**ENDING BALANCE**

**\$761,985**

Unrestricted Reserves	\$761,985
Comp Plan Projects	-0-

- (1) Florida Statutes require that proceeds of the 5-Cent Local Option Gas Tax fund only street projects specifically identified in City's Comprehensive Plan.
- (2) Road Impact Fee used only to fund roadway capacity improvement projects.

**STREETS FUND  
REVENUE SUMMARY**

	<u>ACTUAL 1993-94</u>	<u>ACTUAL 1994-95</u>	<u>ACTUAL 1995-96</u>	<u>PROJECTED 1996-97</u>	<u>APPROVED BUDGET 1997-98</u>
6-CENT LOCAL GAS TAX	\$1,062,565	\$1,107,823	\$1,150,637	\$1,200,000	\$1,250,000
5-CENT LOCAL GAS TAX	438,716	632,776	651,812	675,000	700,000
STATE REVENUE SHARING	135,001	158,084	157,176	155,000	155,000
TRANSFER-UTILITY TAX (1)	136,897	N/A	N/A	N/A	N/A
ROAD IMPACT FEES	197,242	200,000	200,000	200,000	200,000
COLLIER COUNTY	N/A	272,523 (2)	N/A	N/A	N/A
OTHER INCOME	<u>35,925</u>	<u>161,708</u>	<u>154,736</u>	<u>150,000</u>	<u>100,000</u>
<b>TOTAL STREETS</b>	<u><u>\$2,006,346</u></u>	<u><u>\$2,532,914</u></u>	<u><u>\$2,314,361</u></u>	<u><u>\$2,380,000</u></u>	<u><u>\$2,405,000</u></u>

(1) One percent Utility Tax dedicated to street overlay program, rescinded mid-year fiscal year 1994.

(2) Gordon River Bridge Study.

**DIRECTOR OF  
DEVELOPMENT SERVICES**

- 1 TRAFFIC ENGINEER  
1 SIGNAL TECHNICIAN  
2 TRAFFIC CONTROL TECH.

**AUTHORIZED PERSONNEL:**

	1997 BASE BUDGET	1997 REVISED BUDGET	1998 DEPT REQUEST	1998 APPROVED BUDGET
TRAFFIC CONTROL	5	5	4	4



**FISCAL YEAR 1998****BUDGET DETAIL****FUND: 001 POLICE & EMERGENCY SERVICES**

#	JOB TITLE	FY 98 APPROVED
<b>ADMINISTRATION</b>		
1	Chief of Police & Emergency Services	\$74,880
1	Planning & Research Supervisor	42,576
1	Crime Analyst	28,456
2	Reorganization	60,000
1	Sr. Administration Specialist	21,332
<b>CRIMINAL INVESTIGATIONS</b>		
1	Police Commander	49,353
3	Police Sergeant	124,835
12	Police Officers	414,232
1	Property & Evidence Technician	29,103
1	Administrative Specialist I	18,594
<b>POLICE OPERATIONS</b>		
1	Police Commander	52,676
3	Police Lieutenant	137,380
8	Police Sergeants	324,350
46	Police Officers	1,455,869
1	Administrative Specialist II	20,419
1.7	F.T.E. School Crossing Guard (5 Total)	35,281
<b>SUPPORT SERVICES</b>		
1	Deputy Chief of Police & Emergency Svcs.	60,655
1	Police Lieutenant	46,141
1	Training Officer Police & Emergency Svcs.	40,110
1	Support Services Coordinator	34,921
1	Communications Manager	36,033
14	Communications Operator	310,514
1	Inventory Control Clerk	24,225
3	Records Clerk	68,124
1	Administrative Specialist II	23,890
1	Administrative Specialist I	21,042
1	Service Worker I	20,687

**FISCAL YEAR 1998  
BUDGET DETAIL  
STREETS FUND**

390-6565-541

ACCOUNT DESCRIPTION		94 - 95 ACTUALS	95 - 96 ACTUALS	FY 97 ORIGINAL BUDGET	FY 97 - 98 APPROVED	PERCENT CHANGE FY 97 - 98
<b><u>PERSONAL SERVICES</u></b>						
10-20	REGULAR SALARIES & WAGES	82,603	95,371	148,150	132,723	-10.41%
10-30	OTHER SALARIES	2,100	9,231	0	0	0.00%
10-40	OVERTIME	4,668	7,549	8,460	8,460	0.00%
25-00	OTHER FRINGE BENEFITS	19,536	731	0	0	0.00%
25-01	FICA	0	7,922	11,334	9,849	-13.10%
25-03	RETIREMENT CONTRIBUTIONS	0	3,234	7,857	5,679	-27.72%
25-04	LIFE/HEALTH INSURANCE	0	12,978	18,973	17,132	-9.70%
29-00	GENERAL & MERIT INC.	0	0	4,871	2,496	-48.76%
<b>TOTAL PERSONAL SERVICES</b>		<b>108,907</b>	<b>137,016</b>	<b>199,645</b>	<b>176,339</b>	<b>-11.67%</b>
<b><u>OPERATING EXPENSES</u></b>						
30-00	OPERATING EXPENDITURES	40	4,703	1,000	1,000	0.00%
30-01	CITY ADMINISTRATION	107,100	112,500	118,100	357,800	202.96%
30-13	ENGINEERING ADMIN.	0	150,000	157,500	0	-100.00%
31-00	PROFESSIONAL SERVICES	0	9,439	0	0	0.00%
31-01	PROFESSIONAL SERVICES	0	7,487	20,000	59,276	196.38%
31-04	OTHER CONTRACTUAL SVCS	112,872	119,988	200,000	200,000	0.00%
31-42	GAS TAX OVERLAY	473,283	384,294	600,000	546,200	-8.97%
40-01	TRAVEL	137	1,774	300	300	0.00%
40-02	SCHOOL AND TRAINING	813	727	1,000	1,000	0.00%
40-03	SAFETY	0	0	200	300	50.00%
41-00	COMMUNICATIONS	23	(1,526)	1,000	1,000	0.00%
41-01	TELEPHONE	1,820	354	400	400	0.00%
41-03	RADIO & PAGER	0	0	200	200	0.00%
42-01	VEHICLES & EQUIPMENT	11,074	527	0	0	0.00%
42-02	POSTAGE & FREIGHT	868	240	750	750	0.00%
42-10	EQUIP. SERVICES - REPAIRS	0	22,930	22,298	20,000	-10.31%
42-11	EQUIP. SERVICES - FUEL	0	3,555	2,702	4,000	48.04%
43-00	UTILITY SERVICES	253,878	255,313	270,000	280,000	3.70%
44-02	EQUIPMENT RENTAL	966	203	1,000	1,000	0.00%
45-01	UNEMPLOYMENT COMPENSATION	493	0	0	0	0.00%
45-22	SELF INS. PROPERTY DAMAGE	9,540	9,540	10,000	89,400	794.00%
46-00	REPAIR AND MAINTENANCE	2,229	3,540	20,000	20,000	0.00%
46-04	EQUIP. MAINTENANCE	1,774	6,125	10,000	10,000	0.00%
46-05	STORM REPAIR	0	4	0	0	0.00%
46-06	OTHER MAINTENANCE	35,318	47,831	40,000	40,000	0.00%
46-07	MARINE SIGN MAINT.	13,411	18,307	15,000	15,000	0.00%
46-09	STREET LIGHT & POLE MAINT	915	10,356	8,000	8,000	0.00%
47-00	PRINTING AND BINDING	0	15	0	0	0.00%
51-00	OFFICE SUPPLIES	614	52	500	500	0.00%
51-01	STATIONARY	43	34	100	0	-100.00%
51-02	OTHER OFFICE SUPPLIES	205	32	250	300	20.00%



**FISCAL YEAR 1998  
BUDGET DETAIL  
STREETS FUND**

CONTINUED

390-6565-541						
ACCOUNT DESCRIPTION		94 - 95	95 - 96	FY 97	FY 97 - 98	PERCENT
		ACTUALS	ACTUALS	ORIGINAL BUDGET	APPROVED	CHANGE FY 97- 98
52-00	OPERATING SUPPLIES	24,629	20,716	31,500	18,000	-42.86%
52-02	FUEL	396	168	350	350	0.00%
52-07	UNIFORMS	826	791	1,200	1,200	0.00%
52-09	OTHER CLOTHING	200	400	500	500	0.00%
52-10	JANITORIAL SUPPLIES	0	214	0	0	0.00%
54-02	BOOKS, PUBS, SUBS.	0	330	200	200	0.00%
TOTAL OPERATING EXPENSES		1,053,467	1,190,963	1,534,050	1,676,676	9.30%
<b><u>NON-OPERATING EXPENSES</u></b>						
60-30	IMPROVEMENTS O/T BUILDING	341,993	94,700	335,000	672,000	100.60%
60-40	MACHINERY EQUIP	27,932	205,522	266,400	100,000	-62.46%
60-70	VEHICLES	0	0	78,906	0	-100.00%
91-00	TRANSFERS OUT	132,400	0	0	0	0.00%
99-01	OPERATING CONTINGENCY	0	0	50,000	50,000	0.00%
TOTAL NON-OPERATING EXPENSES		502,325	300,222	730,306	822,000	12.56%
TOTAL EXPENSES		\$1,664,699	\$1,628,201	\$2,464,001	\$2,675,015	8.56%



## CIP PROJECTS - STREETS & TRAFFIC

CIP- PROJ	PROJECT DESCRIPTION	DEPT REQUEST 1998	DEPT REQUEST 1999	DEPT REQUEST 2000	DEPT REQUEST 2001	DEPT REQUEST 2002	PROJECT TOTAL
<b>STREETS &amp; TRAFFIC</b>							
98U19	Intersection Impv. 6th Ave. S.	80,000					80,000
98U12	Traffic Calming/Blvd. Beaut. (1)	290,000	525,000	200,000	200,000	200,000	1,415,000
98U22	Park Shore Bridge Enhancement	7,000	150,000				157,000
98U15	Comprehensive Traffic Study	75,000	75,000				150,000
98U28	1998 Overlay Program (1)	546,200	700,000	700,000	700,000	700,000	3,346,200
99U25	4th Ave. S. Street Improvements		75,000	100,000			175,000
99U29	ISTEA Sidewalk & Bikepath 10th Str. N.		24,000				24,000
00U26	Naples Gateway			900,000			900,000
00U27	Fleischmann Boulevard Improvements			60,000	400,000		460,000
	IMPROVEMENT TOTALS	998,200	1,549,000	1,960,000	1,300,000	900,000	6,707,200
98U20	Roadways City Yards Phase II	150,000	150,000				300,000
98U21	6th Avenue Roadway Improvements	150,000					150,000
98U09	Traffic Signal Upgrades	20,000	15,000	15,000	15,000	15,000	80,000
99U23	Remodel Traffic Maint. Office & Storage		60,000				60,000
	REPLACEMENT TOTALS	320,000	225,000	15,000	15,000	15,000	590,000
<b>GRAND TOTAL STREETS &amp; TRAFFIC</b>							
		1,318,200	1,774,000	1,975,000	1,315,000	915,000	7,297,200

(1) Projects funded by 5- Cent Local Option Gas Tax.

# Naples Beach Fund

***NAPLES***

***BEACH***

***FUND***



FISCAL YEAR 1998  
NAPLES BEACH FUND  
STATEMENT OF CASH FLOW

BEGINNING BALANCE - UNRESTRICTED RESERVES \$182,700

ADD: BUDGETED REVENUES:

Fishing Pier Contract	\$40,000
Lowdermilk Contract	15,000
Meter Collections	250,000
Parking Tickets	300,000
Collier County	223,400
Other Revenue	<u>10,000</u>

\$838,400

TOTAL AVAILABLE RESOURCES: \$1,021,100

LESS: BUDGETED EXPENDITURES:

Personal Services	\$357,127
Operations & Maintenance	126,109
Transfer - Police & Admin.	131,600
Transfer - Parks Maintenance	108,800
Transfer - Self Insurance	38,700
Capital Projects	115,507
Depreciation	N/A
Contingency	<u>25,000</u>

\$902,843

BUDGETED CASH FLOW (\$64,443)

ENDING BALANCE - UNRESTRICTED RESERVES \$118,257

FISCAL YEAR 1998

NAPLES BEACH FUND

STATEMENT OF REVENUES, EXPENDITURES AND NET INCOME

ADD: BUDGETED REVENUES:

Fishing Pier Contract	\$40,000	
Lowdermilk Contract	15,000	
Meter Collections	250,000	
Parking Tickets	300,000	
Collier County	223,400	
Other Revenue	<u>10,000</u>	
		<u>\$838,400</u>

LESS: BUDGETED EXPENDITURES:

Personal Services	357,127	
Operations & Maintenance	126,109	
Transfer - Police & Admin.	131,600	
Transfer - Parks Maintenance	108,800	
Transfer - Self Insurance	38,700	
Capital Projects	N/A	
Depreciation	100,000	
Contingency	<u>25,000</u>	
		<u>\$887,336</u>

BUDGETED NET INCOME

(\$48,936)

NOTE: Budget schedule prepared on the full accrual accounting basis, consistent with preparation of annual audit report.

**NAPLES BEACH FUND  
REVENUE HISTORY**

	<u>ACTUAL 1993-94</u>	<u>ACTUAL 1994-95</u>	<u>ACTUAL 1995-96</u>	<u>PROJECTED 1996-97</u>	<u>APPROVED BUDGET 1997-98</u>
FISHING PIER CONCESSION	\$217,039	\$160,538	N/A	N/A	N/A
FISHING PIER CONTRACT	N/A	N/A	19,050	40,000	40,000
LOWDERMILK CONTRACT	20,090	16,183	14,026	15,000	15,000
METER COLLECTIONS	260,782	233,800	338,257	300,000	250,000
PARKING TICKETS	318,270	289,270	227,777	300,000	300,000
COLLIER COUNTY	163,960	168,700	172,918	178,100	223,400
TRANSFER - GENERAL FUND	3,135	3,260	3,400	N/A	N/A
OTHER REVENUE	<u>3,457</u>	<u>15,133</u>	<u>38,722</u>	<u>10,000</u>	<u>10,000</u>
<b>TOTAL BEACH FUND</b>	<u><u>\$986,733</u></u>	<u><u>\$886,884</u></u>	<u><u>\$814,150</u></u>	<u><u>\$843,100</u></u>	<u><u>\$838,400</u></u>



# FISCAL YEAR 1998

## BUDGET DETAIL

**FUND: 430 NAPLES BEACH FUND**

#	JOB TITLE	FY 98 APPROVED
ADMINISTRATION		
1	Accountant	\$27,720
1	Meter Technician	24,614
MAINTENANCE		
1.4	Service Worker III	31,017
ENFORCEMENT		
7.3	Security Specialist	178,149
10.7	Total Authorized Positions	261,500
	Regular Salaries	261,500
	Other Salaries & Wages	8,600
	Overtime	11,940
	Employer Payroll Expenses	69,915
	General & Merit Increase	5,172
		<hr/>
		\$357,127

**FISCAL YEAR 1998  
BUDGET DETAIL  
NAPLES BEACH FUND  
DEPARTMENT SUMMARY**

ACCOUNT DESCRIPTION		94 - 95	95 - 96	FY 97 ORIGINAL BUDGET	FY 97 - 98 APPROVED	PERCENT CHANGE FY 97- 98
		ACTUALS	ACTUALS			
<b><u>PERSONAL SERVICES</u></b>						
10-20	REGULAR SALARIES & WAGES	262,728	236,227	245,933	261,500	6.33%
10-30	OTHER SALARIES	5,128	6,114	8,600	8,600	0.00%
10-40	OVERTIME	16,217	12,662	11,940	11,940	0.00%
25-00	OTHER FRINGE BENEFITS	59,376	2,287	0	0	0.00%
25-01	FICA	0	18,456	18,813	19,293	2.55%
25-03	RETIREMENT CONTRIBUTIONS	0	8,628	12,892	11,122	-13.73%
25-04	LIFE/HEALTH INSURANCE	0	33,147	36,134	39,500	9.32%
29-00	GENERAL & MERIT INC.	0	0	8,668	5,172	-40.33%
<b>TOTAL PERSONAL SERVICES</b>		<b>343,449</b>	<b>317,521</b>	<b>342,980</b>	<b>357,127</b>	<b>4.12%</b>
<b><u>OPERATING EXPENSES</u></b>						
30-00	OPERATING EXPENDITURES	11,647	10,513	13,300	13,300	0.00%
30-01	CITY ADMINISTRATION	211,500	217,800	120,700	131,600	9.03%
30-14	PARK & REC. MAINTENANCE	0	0	103,600	108,800	5.02%
31-04	OTHER CONTRACTUAL SVCS	180	0	240	240	0.00%
40-01	TRAVEL	361	641	1,200	2,200	83.33%
40-02	SCHOOL AND TRAINING	779	552	2,500	1,500	-40.00%
41-00	COMMUNICATIONS	1,528	1,575	2,400	900	-62.50%
41-01	TELEPHONE	675	730	0	0	0.00%
42-01	VEHICLES & EQUIPMENT	8,313	0	0	0	0.00%
42-02	POSTAGE & FREIGHT	5,000	4,495	6,000	6,000	0.00%
42-10	EQUIP. SERVICES - REPAIRS	0	7,045	7,705	8,800	14.21%
42-11	EQUIP. SERVICES - FUEL	0	5,418	3,295	5,300	60.85%
43-00	UTILITY SERVICES	17,073	740	0	0	0.00%
43-01	ELECTRICITY	0	2,057	2,300	2,300	0.00%
43-02	WATER, SEWER, GARBAGE	26,276	40,296	44,550	46,969	5.43%
44-00	RENTALS & LEASES	792	0	0	0	0.00%
45-22	SELF INS. PROPERTY DAMAGE	53,630	56,300	59,000	38,700	-34.41%
46-00	REPAIR AND MAINTENANCE	12,521	17,988	19,000	19,000	0.00%
47-00	PRINTING AND BINDING	9,752	2,311	4,000	4,000	0.00%
47-06	DUPLICATING	115	132	300	300	0.00%
49-00	OTHER CURRENT CHARGES	50	0	50	0	-100.00%
49-05	SPECIAL EVENTS	0	20,000	0	0	0.00%
51-00	OFFICE SUPPLIES	3	127	300	300	0.00%
51-06	RESALE SUPPLIES	70,193	0	0	0	0.00%
52-00	OPERATING SUPPLIES	11,999	14,672	13,700	14,700	7.30%
52-07	UNIFORMS	0	123	200	200	0.00%
54-00	BOOKS,PUB,SUB,& MEMB	0	100	100	100	0.00%
59-00	DEPRECIATION	79,088	85,352	0	0	0.00%
<b>TOTAL OPERATING EXPENSES</b>		<b>521,475</b>	<b>488,967</b>	<b>404,440</b>	<b>405,209</b>	<b>0.19%</b>
<b><u>NON-OPERATING EXPENSES</u></b>						
60-30	IMPROVEMENTS O/T BUILDING	0	0	125,000	25,000	-80.00%
60-39	RENEWAL & REPLACEMENT	0	0	66,919	0	-100.00%

**FISCAL YEAR 1998  
BUDGET DETAIL  
NAPLES BEACH FUND  
DEPARTMENT SUMMARY**

CONTINUED

ACCOUNT DESCRIPTION		94 - 95 ACTUALS	95 - 96 ACTUALS	FY 97 ORIGINAL BUDGET	FY 97 - 98 APPROVED	PERCENT CHANGE FY 97- 98
<b><u>NON-OPERATING EXPENSES</u></b>						
60-40	MACHINERY EQUIP	0	0	53,081	60,457	13.90%
60-70	VEHICLES	0	0	5,000	30,050	501.00%
91-00	TRANSFERS OUT	100,000	0	0	0	0.00%
99-01	OPERATING CONTINGENCY	0	0	25,000	25,000	0.00%
<b>TOTAL NON-OPERATING EXPENSES</b>		<b>100,000</b>	<b>0</b>	<b>275,000</b>	<b>140,507</b>	<b>-48.91%</b>
<b>TOTAL EXPENSES</b>		<b>\$964,924</b>	<b>\$806,488</b>	<b>\$1,022,420</b>	<b>\$902,843</b>	<b>-11.70%</b>



**FISCAL YEAR 1998  
BUDGET DETAIL  
NAPLES BEACH FUND  
ADMINISTRATION**

430-1001-545

ACCOUNT DESCRIPTION		94 - 95	95 - 96	FY 97	FY 97 - 98	PERCENT
		ACTUALS	ACTUALS	ORIGINAL BUDGET	APPROVED	CHANGE FY 97- 98
<b><u>PERSONAL SERVICES</u></b>						
10-20	REGULAR SALARIES & WAGES	29,260	42,260	47,770	52,334	9.55%
10-30	OTHER SALARIES	0	6,114	4,600	4,600	0.00%
10-40	OVERTIME	252	163	0	0	0.00%
25-00	OTHER FRINGE BENEFITS	6,502	419	0	0	0.00%
25-01	FICA	0	3,566	3,654	3,882	6.24%
25-03	RETIREMENT CONTRIBUTIONS	0	1,601	2,627	2,362	-10.09%
25-04	LIFE/HEALTH INSURANCE	0	5,632	7,065	7,470	5.73%
29-00	GENERAL & MERIT INC.	0	0	1,688	1,043	-38.21%
<b>TOTAL PERSONAL SERVICES</b>		<b>36,014</b>	<b>59,755</b>	<b>67,404</b>	<b>71,691</b>	<b>6.36%</b>
<b><u>OPERATING EXPENSES</u></b>						
30-00	OPERATING EXPENDITURES	0	3	200	200	0.00%
30-01	CITY ADMINISTRATION	211,500	217,800	120,700	131,600	9.03%
30-14	PARK & REC. MAINTENANCE	0	0	103,600	108,800	5.02%
40-01	TRAVEL	0	641	700	1,700	142.86%
40-02	SCHOOL AND TRAINING	314	463	500	500	0.00%
41-00	COMMUNICATIONS	22	201	500	500	0.00%
42-02	POSTAGE & FREIGHT	5,000	4,495	6,000	6,000	0.00%
42-10	EQUIP. SERVICES - REPAIRS	0	2,042	1,232	200	-83.77%
42-11	EQUIP. SERVICES - FUEL	0	1,548	768	500	-34.90%
45-22	SELF INS. PROPERTY DAMAGE	53,630	56,300	59,000	38,700	-34.41%
46-00	REPAIR AND MAINTENANCE	0	1,308	3,000	3,000	0.00%
47-06	DUPLICATING	115	132	300	300	0.00%
49-05	SPECIAL EVENTS	0	20,000	0	0	0.00%
51-00	OFFICE SUPPLIES	0	127	300	300	0.00%
52-00	OPERATING SUPPLIES	338	203	200	200	0.00%
52-07	UNIFORMS	0	123	200	200	0.00%
54-00	BOOKS,PUB,SUB,& MEMB	0	100	100	100	0.00%
<b>TOTAL OPERATING EXPENSES</b>		<b>270,919</b>	<b>305,486</b>	<b>297,300</b>	<b>292,800</b>	<b>-1.51%</b>
<b><u>NON-OPERATING EXPENSES</u></b>						
91-00	TRANSFERS OUT	100,000	0	0	0	0.00%
99-01	OPERATING CONTINGENCY	0	0	25,000	25,000	0.00%
<b>TOTAL NON-OPERATING EXPENSES</b>		<b>100,000</b>	<b>0</b>	<b>25,000</b>	<b>25,000</b>	<b>0.00%</b>
<b>TOTAL EXPENSES</b>		<b>\$406,933</b>	<b>\$365,241</b>	<b>\$389,704</b>	<b>\$389,491</b>	<b>-0.05%</b>

**FISCAL YEAR 1998  
BUDGET DETAIL  
NAPLES BEACH FUND  
FISHING PIER**

430-1016-545

ACCOUNT DESCRIPTION		94 - 95	95 - 96	FY 97	FY 97 - 98	PERCENT
		ACTUALS	ACTUALS	ORIGINAL BUDGET	APPROVED	CHANGE FY 97 - 98
<b><u>PERSONAL SERVICES</u></b>						
10-20	REGULAR SALARIES & WAGES	30,704	0	0	0	0.00%
10-30	OTHER SALARIES	5,128	0	0	0	0.00%
10-40	OVERTIME	5,495	0	0	0	0.00%
25-00	OTHER FRINGE BENEFITS	8,650	0	0	0	0.00%
<b>TOTAL PERSONAL SERVICES</b>		<b>49,977</b>	<b>0</b>	<b>0</b>	<b>0</b>	<b>0.00%</b>
<b><u>OPERATING EXPENSES</u></b>						
30-00	OPERATING EXPENDITURES	2,113	1,893	500	500	0.00%
31-04	OTHER CONTRACTUAL SVCS	180	0	240	240	0.00%
41-00	COMMUNICATIONS	223	337	400	400	0.00%
43-00	UTILITY SERVICES	7,763	740	0	0	0.00%
43-01	ELECTRICITY	0	2,057	2,300	2,300	0.00%
43-02	WATER, SEWER, GARBAGE	0	5,485	10,000	10,000	0.00%
44-00	RENTALS & LEASES	792	0	0	0	0.00%
46-00	REPAIR AND MAINTENANCE	722	1,356	1,000	1,000	0.00%
49-00	OTHER CURRENT CHARGES	50	0	50	0	-100.00%
51-00	OFFICE SUPPLIES	3	0	0	0	0.00%
51-06	RESALE SUPPLIES	70,193	0	0	0	0.00%
52-00	OPERATING SUPPLIES	41	7,836	500	500	0.00%
<b>TOTAL OPERATING EXPENSES</b>		<b>82,080</b>	<b>19,704</b>	<b>14,990</b>	<b>14,940</b>	<b>-0.33%</b>
<b>TOTAL EXPENSES</b>		<b>\$132,057</b>	<b>\$19,704</b>	<b>\$14,990</b>	<b>\$14,940</b>	<b>-0.33%</b>



**FISCAL YEAR 1998  
BUDGET DETAIL  
NAPLES BEACH FUND  
MAINTENANCE**

430-1017-545

ACCOUNT DESCRIPTION		94 - 95	95 - 96	FY 97 ORIGINAL BUDGET	FY 97 - 98 APPROVED	PERCENT CHANGE FY 97- 98
		ACTUALS	ACTUALS			
<b><u>PERSONAL SERVICES</u></b>						
10-20	REGULAR SALARIES & WAGES	30,314	28,571	27,328	31,017	13.50%
10-30	OTHER SALARIES	0	0	4,000	4,000	0.00%
10-40	OVERTIME	1,532	2,048	1,000	1,000	0.00%
25-00	OTHER FRINGE BENEFITS	4,305	207	0	0	0.00%
25-01	FICA	0	2,261	2,091	2,379	13.77%
25-03	RETIREMENT CONTRIBUTIONS	0	867	1,230	1,088	-11.54%
25-04	LIFE/HEALTH INSURANCE	0	2,601	2,279	2,951	29.49%
29-00	GENERAL & MERIT INC.	0	0	964	613	-36.41%
<b>TOTAL PERSONAL SERVICES</b>		<b>36,151</b>	<b>36,555</b>	<b>38,892</b>	<b>43,048</b>	<b>10.69%</b>
<b><u>OPERATING EXPENSES</u></b>						
30-00	OPERATING EXPENDITURES	9,034	8,079	12,000	12,000	0.00%
41-00	COMMUNICATIONS	1,283	1,037	1,500	0	-100.00%
42-10	EQUIP. SERVICES - REPAIRS	0	0	0	3,600	100.00%
42-11	EQUIP. SERVICES - FUEL	0	0	0	1,800	100.00%
43-00	UTILITY SERVICE	9,310	0	0	0	0.00%
43-02	WATER, SEWER, GARBAGE	26,276	34,811	34,550	36,969	7.00%
46-00	REPAIR AND MAINTENANCE	11,404	15,324	15,000	15,000	0.00%
52-00	OPERATING SUPPLIES	11,017	4,072	10,000	10,000	0.00%
<b>TOTAL OPERATING EXPENSES</b>		<b>68,324</b>	<b>63,323</b>	<b>73,050</b>	<b>79,369</b>	<b>8.65%</b>
<b>TOTAL EXPENSES</b>		<b>\$104,475</b>	<b>\$99,878</b>	<b>\$111,942</b>	<b>\$122,417</b>	<b>9.36%</b>



**FISCAL YEAR 1998  
BUDGET DETAIL  
NAPLES BEACH FUND  
ENFORCEMENT**

430-1018-545				FY 97		PERCENT
ACCOUNT DESCRIPTION		94 - 95	95 - 96	ORIGINAL	FY 97 - 98	CHANGE
		ACTUALS	ACTUALS	BUDGET	APPROVED	FY 97- 98
<b><u>PERSONAL SERVICES</u></b>						
10-20	REGULAR SALARIES & WAGES	172,450	165,396	170,835	178,149	4.28%
10-40	OVERTIME	8,938	10,451	10,940	10,940	0.00%
25-00	OTHER FRINGE BENEFITS	39,919	1,661	0	0	0.00%
25-01	FICA	0	12,629	13,068	13,032	-0.28%
25-03	RETIREMENT CONTRIBUTIONS	0	6,160	9,035	7,672	-15.09%
25-04	LIFE/HEALTH INSURANCE	0	24,914	26,790	29,079	8.54%
29-00	GENERAL & MERIT INC.	0	0	6,016	3,516	-41.56%
TOTAL PERSONAL SERVICES		221,307	221,211	236,684	242,388	2.41%
<b><u>OPERATING EXPENSES</u></b>						
30-00	OPERATING EXPENDITURES	500	538	600	600	0.00%
40-01	TRAVEL	361	0	500	500	0.00%
40-02	SCHOOL AND TRAINING	465	89	2,000	1,000	-50.00%
41-01	TELEPHONE	675	730	0	0	0.00%
42-01	VEHICLES & EQUIPMENT	8,313	0	0	0	0.00%
42-10	EQUIP. SERVICES - REPAIRS	0	5,003	6,473	5,000	-22.76%
42-11	EQUIP. SERVICES - FUEL	0	3,870	2,527	3,000	18.72%
46-00	REPAIR AND MAINTENANCE	395	0	0	0	0.00%
47-00	PRINTING AND BINDING	9,752	2,311	4,000	4,000	0.00%
52-00	OPERATING SUPPLIES	603	2,561	3,000	4,000	33.33%
59-00	DEPRECIATION	79,088	85,352	0	0	0.00%
TOTAL OPERATING EXPENSES		100,152	100,454	19,100	18,100	-5.24%
TOTAL EXPENSES		\$321,459	\$321,665	\$255,784	\$260,488	1.84%

## CIP PROJECTS - NAPLES BEACH FUND

CIP- PROJ	PROJECT DESCRIPTION	DEPT REQUEST 1998	DEPT REQUEST 1999	DEPT REQUEST 2000	DEPT REQUEST 2001	DEPT REQUEST 2002	PROJECT TOTAL
<b>BEACH FUND</b>							
98R02	Beach End Access Improvements	25,000	50,000	50,000			125,000
98R08	Hand-held Parking Ticket Writer	19,000					19,000
	IMPROVEMENT TOTALS	44,000	50,000	50,000	0	0	144,000
98R04	Parking Meter Replacement	41,457	48,011	53,955	30,567		173,990
98R07	Meter Technician Truck	25,050					25,050
98R06	Beach Patrol A.T.V.	5,000	5,000	5,000	5,000	5,000	25,000
99R36	Beach Patrol Vehicles		13,000	13,000	13,000	13,000	52,000
	REPLACEMENT TOTALS	71,507	66,011	71,955	48,567	18,000	276,040
<b>GRAND TOTAL BEACH FUND</b>		<b>115,507</b>	<b>116,011</b>	<b>121,955</b>	<b>48,567</b>	<b>18,000</b>	<b>420,040</b>



Operations of the General fund are financed through ad valorem property taxes, franchise fees of 5.8% on electricity sales, 1% on telephone revenues, and 3% on cable television revenues, proceeds of the local sales tax, State of Florida revenue sharing, and fees for recreation programs. General Fund operations also provide support services to other funds and, in return, receive financial support from those funds in the form of administrative transfers. In addition, the City's water, wastewater, solid waste utilities and city marina provide a payment-in-lieu of taxes to the General Fund. This is established at 6% of revenues and is equivalent to franchise fees charged to private sector utilities.

The Collier County Property Appraiser has provided The City of Naples with assessed property values of \$4.83 billion this year, an increase of 7% over last year's valuation of \$4.5 billion. This amount represents 25% of the total Collier County assessed valuation.

The General Fund Budget for 1998 provides for a continuation of municipal services for the upcoming fiscal year. Service levels will remain consistent with this past year or expanded through privatization.

## ENTERPRISE FUNDS

### WATER & SEWER FUND

The City of Naples operates a Water and Sewer Utility, providing services to approximately 15,000 water and 8,000 sewer accounts within the City and in adjacent un-incorporated areas of Collier County. Operated as an enterprise fund, revenues from charges to customers are required to cover costs of operations and maintenance, debt service, payment in lieu of franchise fees and the prorated cost of central administration. Also funded is capital replacement in an amount equivalent to the annual charge for depreciation of the system. Bond covenants require that the City maintain debt service coverage of 1.35 in the Water & Sewer Fund.

Currently the City is in the construction phase of improvements to the wastewater treatment plant. These improvements will bring the facility to standards of Advanced Waste Treatment (AWT), expand the plant to meet build-out capacity requirements in our sewer franchise service area, and continue to develop our re-use water distribution system. Completion is scheduled for the spring of 1998. The City of Naples implemented the second phase of wastewater rate increases of 12% to cover the debt service associated with the new facility and the additional operating costs such as chemicals.



***COMMUNITY***

***REDEVELOPMENT***

FISCAL YEAR 1998  
COMMUNITY REDEVELOPMENT AGENCY  
STATEMENT OF CASH FLOW

**BUDGETED REVENUES:**

Tax Increment financing	\$75,000	
Other Income	<u>1,500</u>	
		<u>\$76,500</u>

**TOTAL AVAILABLE RESOURCES:** \$76,500

**LESS: BUDGETED EXPENDITURES:**

Operating Expenses	\$12,250	
Legal Expenses	10,000	
Professional Services	25,000	
Capital Improvements	<u>20,000</u>	
		<u>\$67,250</u>

**BUDGETED CASH FLOW** \$9,250

**ENDING BALANCE - UNRESTRICTED RESERVES** \$9,250

**COMMUNITY REDEVELOPMENT AGENCY  
REVENUE SUMMARY**

	ACTUAL <u>1993-94</u>	ACTUAL <u>1994-95</u>	ACTUAL <u>1995-96</u>	PROJECTED <u>1996-97</u>	APPROVED BUDGET <u>1997-98</u>
TAX INCREMENTS	\$0	\$5,135	\$16,092	\$50,100	\$75,000
LOAN-GENERAL FUND	<u>0</u>	<u>89,850</u>	<u>44,500</u>	<u>0</u>	<u>0</u>
TOTAL REDEVELOPMENT AGENCY	<u>\$0</u>	<u>\$94,985</u>	<u>\$60,592</u>	<u>\$50,100</u>	<u>\$75,000</u>



**FISCAL YEAR 1998  
BUDGET DETAIL  
COMMUNITY REDEVELOPMENT AGENCY**

380-0506-552

ACCOUNT DESCRIPTION		94 - 95 ACTUALS	95 - 96 ACTUALS	FY 97 ORIGINAL BUDGET	FY 97 - 98 APPROVED	PERCENT CHANGE FY 97- 98
<b><u>OPERATING EXPENSES</u></b>						
31-01	PROFESSIONAL SERVICES	3,631	31,650	30,000	35,000	16.67%
31-04	OTHER CONTRACTUAL SVCS	1,355	0	10,000	0	-100.00%
47-00	PRINTING AND BINDING	179	257	1,000	5,000	400.00%
47-06	DUPLICATING	0	50	500	5,000	900.00%
49-00	OTHER CURRENT CHARGES	0	292	1,000	1,000	0.00%
51-00	OFFICE SUPPLIES	14	0	250	250	0.00%
54-01	MEMBERSHIPS	162	515	750	1,000	33.33%
TOTAL OPERATING EXPENSES		5,341	32,764	43,500	47,250	8.62%
<b><u>OPERATING EXPENSES</u></b>						
60-30	IMPROVEMENTS O/T BUILDING	0	0	58,000	20,000	-65.52%
TOTAL NON-OPERATING EXPENSES		0	0	58,000	20,000	-65.52%
TOTAL EXPENSES		\$5,341	\$32,764	\$101,500	\$67,250	-33.74%

# Utility Tax/ Capital Projects Fund

***UTILITY TAX***

***CAPITAL PROJECTS***

***FUND***



**FISCAL YEAR 1998**

**UTILITY TAX DEBT SERVICE FUND**

**SUMMARY**

**ADD: BUDGETED REVENUES:**

7% Utility Tax:		
Florida Power & Light	\$2,000,000	
United Telephone	425,000	
Propane Sales	100,000	
Interest Earned	175,000	
Transfer - General Fund (1)	<u>120,400</u>	
		\$2,820,400

**LESS: BUDGETED EXPENDITURES:**

Utility Tax Bonds:		
Principal	\$537,130	
Interest	218,331	
Interest 1997 Bonds (2)	104,500	
TRF - Admin. Reimbursement	66,900	
 <b>TRF - Capital Improvements</b>	 <b><u>1,893,500</u></b>	
		<u>\$2,820,361</u>

**BUDGETED CASH FLOW**

**\$39**

- (1) Payment In-Lieu-of Taxes equal to 7%.
- (2) \$2,150,000 Utility Tax Revenue Bonds issued in Fiscal Year 1997 to cover \$1,100,000 for Naples Gateway Project and \$1,050,000 for Cambier Park Phase I.

**FISCAL YEAR 1998**

**UTILITY TAX CAPITAL IMPROVEMENTS FUND**

**SUMMARY**

**BEGINNING BALANCE -** **\$999,300**

**ADD: BUDGETED REVENUES:**

*Transfer - Utility Tax* **\$1,893,500**

Non-Road Impact Fees	100,000
Interest Earned	75,000
Other Revenue	<u>100,000</u>

\$2,168,500

**TOTAL AVAILABLE RESOURCES:** **\$3,167,800**

**LESS: BUDGETED EXPENDITURES:**

Water/Sewer Advance (1)	
Principal	\$155,000
Interest	14,250
New Capital Improvements:	
Administration	95,000
Police & Emergency Services	10,000
Community Services	418,370
Development Services	146,500
Information Services	179,038
Equipment Services	25,800
Capital Replacement:	
Administration	53,100
Police & Emergency Services	538,080
Community Services	166,800
Development Services	60,000
TRF - Admin. Reimbursement	155,600
Contingency	<u>100,000</u>

\$2,117,538

**BUDGETED CASH FLOW** **\$50,962**

**ENDING BALANCE - UNRESTRICTED RESERVES** **\$1,050,262**

(1) Payment to Water/Sewer Fund through fiscal year 1999 to repay 1997 sale of Utilities Administration Building to Community Services:

	<u>Principal</u>	<u>Interest @ 6.00%</u>
1998	155,000	14,250
1999	160,000	4,800

# **UTILITY TAX FUND REVENUE SUMMARY**

	ACTUAL 1993-94	ACTUAL 1994-95	ACTUAL 1995-96	PROJECTED 1996-97	APPROVED BUDGET 1997-98
FLORIDA POWER & LIGHT (1)	\$1,936,442	\$1,845,580	\$1,993,566	\$2,000,000	\$2,000,000
TELEPHONE (1)	417,415	405,489	446,743	425,000	425,000
PROPANE (1)	105,771	89,489	109,901	100,000	100,000
INTEREST INCOME	96,811	189,385	172,810	150,000	250,000
C.D.B.G. TRANSFER	52,959	N/A	N/A	N/A	N/A
GRANTS	7,119	36,911	125,995	N/A	N/A
NON-STREET IMPACT FEES	146,626	371,125	126,606	100,000	100,000
OTHER INCOME	42,368	177,868	175,221	50,000	50,000
COLLIER COUNTY C.I.P.	N/A	34,739	277,244	N/A	N/A
ASSESSMENT PAYMENTS	N/A	N/A	102,441	50,000	50,000
TRANSFER - OTHER FUNDS	N/A	N/A	53,500	N/A	120,400
<b>TOTAL UTILITY TAX FUND</b>	<u><u>\$2,805,511</u></u>	<u><u>\$3,150,586</u></u>	<u><u>\$3,584,027</u></u>	<u><u>\$2,875,000</u></u>	<u><u>\$3,095,400</u></u>

(1) Utility Tax rate reduced from 8% to 7% mid-year 1994.



## CIP PROJECTS - UTILITY TAX CAPITAL

CIP- PROJ	PROJECT DESCRIPTION	DEPT REQUEST 1998	DEPT REQUEST 1999	DEPT REQUEST 2000	DEPT REQUEST 2001	DEPT REQUEST 2002	PROJECT TOTAL
<b>PLANNING</b>							
99C09	Old Naples Urban Design Study		200,000				200,000
	IMPROVEMENT TOTALS	0	200,000	0	0	0	200,000
98C08	Vehicle	18,720					18,720
	REPLACEMENT TOTALS	18,720	0	0	0	0	18,720
<b>GRAND TOTAL PLANNING</b>		<b>18,720</b>	<b>200,000</b>	<b>0</b>	<b>0</b>	<b>0</b>	<b>218,720</b>
<b>FINANCE/PURCHASING</b>							
98D02	Cargo Van	15,880					15,880
	REPLACEMENT TOTALS	15,880	0	0	0	0	15,880
<b>GRAND TOTAL FINANCE</b>		<b>15,880</b>	<b>0</b>	<b>0</b>	<b>0</b>	<b>0</b>	<b>15,880</b>
<b>NON-DEPARTMENTAL-MAINTENANCE</b>							
98I07	Traffic Calming/Blvd. Beautification	60,000	105,000	25,000	25,000	25,000	240,000
98I05	Roof Extension	35,000					35,000
02I08	Replace City Hall Roof					100,000	100,000
	IMPROVEMENT TOTALS	95,000	105,000	25,000	25,000	125,000	375,000
98I11	3/4 Ton Pick-Up Truck	18,500	19,000				37,500
	REPLACEMENT TOTALS	18,500	19,000	0	0	0	37,500
<b>GRAND TOTAL NON-DEPARTMENTAL</b>		<b>113,500</b>	<b>124,000</b>	<b>25,000</b>	<b>25,000</b>	<b>125,000</b>	<b>412,500</b>
<b>COMMUNITY SERVICES</b>							
<b>Recreation</b>							
98G16	Bleacher Seating	9,000					9,000
98G25	Norris Center Improvements	32,000	50,000				82,000
98G07	Fleischmann Room Addition	60,000					60,000
98G11	Cambier Park Redevelopment	200,000	200,000	200,000	200,000	200,000	1,000,000
98G03	Transportation	42,000					42,000
99G18	Anthony Park Substation		100,000				100,000
00G12	Fleischmann Park Master Plan			150,000	150,000	150,000	450,000
00G13	Fleischmann Park East Development			260,000			260,000
00G17	Field House Enclosure Fleisch. Park			20,000			20,000
02G30	River Park Community Center					1,250,000	1,250,000
	IMPROVEMENT TOTALS	343,000	350,000	630,000	350,000	1,600,000	3,273,000
98G15	Sport Court Resurfacing	6,000	10,000	5,000	2,500		23,500
98G05	Facility Upgrades	30,000	35,000	35,000			100,000
98G08	Fleischmann & Anthony Park Playgr	45,000	50,000	75,000			170,000
	REPLACEMENT TOTALS	81,000	95,000	115,000	2,500	0	293,500
<b>Recreation Totals</b>		<b>424,000</b>	<b>445,000</b>	<b>745,000</b>	<b>352,500</b>	<b>1,600,000</b>	<b>3,566,500</b>
<b>Parks &amp; Parkways</b>							
98F60	Articulated Boom Trimmer	7,370					7,370
98F16	Pulling Property Park Development	50,000	200,000	200,000			450,000
98F33	Riviera Drive and US 41 ROW	18,000					18,000
99F42	Open Space Dev. Broad Ave. S. & 9th Street		42,000	42,000	42,000		126,000
99F49	Pk Lot Landscaping 6th Ave. S., 8th & 9th Street		15,000	15,000	9,000		39,000
99F58	Barrier Wall Lake Park		-153,780,000				78,000



CIP- PROJ	PROJECT DESCRIPTION	DEPT REQUEST 1998	DEPT REQUEST 1999	DEPT REQUEST 2000	DEPT REQUEST 2001	DEPT REQUEST 2002	PROJECT TOTAL
99F62	Harbour Dr. Median Renovation		18,000				18,000
00F61	Central Avenue Medians			40,000			40,000
	IMPROVEMENT TOTALS	75,370	353,000	297,000	51,000	0	776,370
98F15	3/4 Ton Pick-Up Truck	35,600	56,600	60,000	63,600	67,400	283,200
98F46	Turf Aerator & Slicer	14,200					14,200
98F48	Gulf Shore Blvd. Median Renovation	36,000					36,000
99F53	Tractor		17,050				17,050
99F27	Vicon/Cushman Fertilizer Spreader		3,200				3,200
99F39	One Ton Dump Body Truck		26,680		27,900		54,580
00F03	3 Wheel Ballfield Conditioner			9,500			9,500
00F38	2-Ton Flat Bed Truck w/ Dump Body			34,000			34,000
00F51	Stump Grinder			15,800			15,800
00F56	Water Truck			38,500			38,500
01F17	Utility Trailers				3,500		3,500
01F31	Directional Arrow Trailer Mounts				5,000		5,000
01F43	Bobcat Skid Loader				19,200		19,200
	REPLACEMENT TOTALS	85,800	103,530	157,800	119,200	67,400	533,730
<b>Parks &amp; Parkways Totals</b>		<b>161,170</b>	<b>456,530</b>	<b>454,800</b>	<b>170,200</b>	<b>67,400</b>	<b>1,310,100</b>
<b>GRAND TOTAL COMMUNITY SERVICES</b>		<b>585,170</b>	<b>901,530</b>	<b>1,199,800</b>	<b>522,700</b>	<b>1,667,400</b>	<b>4,876,600</b>

## POLICE & EMERGENCY SERVICES

98H19	911 Telephone Intake Panels	10,000					10,000
	IMPROVEMENT TOTALS	10,000	0	0	0	0	10,000
98H01	Patrol Vehicles	91,000	113,750	113,750	113,750	113,750	546,000
98E 06	Self Contained Breathing Apparatus	25,000	25,000				50,000
98E 25	Vehicle Replacement	36,000					36,000
98H04	Investigative Automobile	51,975	54,573	57,302	100,279	21,058	285,187
98H09	Computer Notebook in Vehicle	39,000	39,000	19,500			97,500
98H08	L.A.N. File Server Replacement	29,500					29,500
98H06	P.C. Replacement	34,500					34,500
98E 03	Fire Engine	200,000					200,000
98H05	Pick-Up Truck	17,605					17,605
98H02	Marine Unit Motor	13,500	27,000	27,000	27,000	27,000	121,500
99E 07	Re-Chassis Squad 2		45,000				45,000
99E 09	Re-Chassis Squad 1		49,000				49,000
99H34	Marine Unit Hull		15,000	15,000	15,000	14,000	59,000
99H35	Traffic Enforcement Motorcycle		12,000	12,000			24,000
00H33	Police Canine			4,000	4,000		8,000
	REPLACEMENT TOTALS	538,080	380,323	248,552	260,029	175,808	1,602,792
<b>GRAND TOTAL P.E.S.D.</b>		<b>548,080</b>	<b>380,323</b>	<b>248,552</b>	<b>260,029</b>	<b>175,808</b>	<b>1,612,792</b>

## DEVELOPMENT SERVICES

### Engineering

98Y02	Vehicle	21,500					21,500
98Y01	US 41-10 Revitalization	75,000					75,000
	IMPROVEMENT TOTALS	96,500	0	0	0	0	96,500
98Y03	City Parking Lot Repairs	60,000	50,000	50,000	50,000		210,000
	REPLACEMENT TOTALS	60,000	50,000	50,000	50,000	0	210,000
<b>Engineering Totals</b>		<b>156,500</b>	<b>50,000</b>	<b>50,000</b>	<b>50,000</b>	<b>0</b>	<b>306,500</b>

CIP- PROJ	PROJECT DESCRIPTION	DEPT REQUEST 1998	DEPT REQUEST 1999	DEPT REQUEST 2000	DEPT REQUEST 2001	DEPT REQUEST 2002	PROJECT TOTAL
<b>Natural Resources</b>							
98W01	Naples Bay Carrying Capacity Study	50,000	50,000				100,000
	IMPROVEMENT TOTALS	50,000	50,000	0	0	0	100,000
	<b>Natural Resources Totals</b>	<b>50,000</b>	<b>50,000</b>	<b>0</b>	<b>0</b>	<b>0</b>	<b>100,000</b>
<b>GRAND TOTAL DEVELOPMENT SERVICES</b>		<b>206,500</b>	<b>100,000</b>	<b>50,000</b>	<b>50,000</b>	<b>0</b>	<b>406,500</b>
<b>INFORMATION SERVICES</b>							
98T11	AS/400 Additional Disk Storage	20,785					20,785
98T14	Network Enhancements/Upgrades	82,000	100,000	100,000	100,000	100,000	482,000
98J06	GIS	32,000	72,000	70,000	20,000	6,000	200,000
98T12	Graphical User Interface	15,000					15,000
98T15	Document Imaging Applications	29,253	19,502				48,755
	IMPROVEMENT TOTALS	179,038	191,502	170,000	120,000	106,000	766,540
<b>GRAND TOTAL INFORMATION SERVICES</b>		<b>179,038</b>	<b>191,502</b>	<b>170,000</b>	<b>120,000</b>	<b>106,000</b>	<b>766,540</b>
<b>EQUIPMENT SERVICES</b>							
98S10	Contamination Site Cleanup	20,000					20,000
98S07	All Data	5,800					5,800
99S02	Heavy Duty Vehicle Lift		75,000				75,000
	IMPROVEMENT TOTALS	25,800	75,000	0	0	0	100,800
99S08	Remodel Equipment Serv. Building		34,500				34,500
	REPLACEMENT TOTALS	0	34,500	0	0	0	34,500
<b>GRAND TOTAL EQUIPMENT SERVICES</b>		<b>25,800</b>	<b>109,500</b>	<b>0</b>	<b>0</b>	<b>0</b>	<b>135,300</b>
<b>TOTAL UTILITY TAX CAPITAL IMPROVEMENT</b>							
		<b>1,692,688</b>	<b>2,006,855</b>	<b>1,693,352</b>	<b>977,729</b>	<b>2,074,208</b>	<b>8,444,832</b>



# Internal Service Funds

***INFORMATION***

***SERVICES***

***FUND***

	<u>Division</u>	<u>Department</u>	<u>Fund</u>
<b>INTERNAL SERVICE FUNDS:</b>			
Information Services			\$584,768
Equipment Services			\$1,259,190
Risk Management			\$1,243,950
Health Benefits			<u>\$2,090,624</u>
<b>TOTAL INTERNAL SERVICES</b>			<b><u>\$5,178,532</u></b>

Section 3. Budgetary control is maintained at the department level in the general fund and at the fund level in all other funds.

Section 4. If any word, phrase, clause, subsection or section of this ordinance is for any reason held unconstitutional or invalid, the invalidity thereof shall not affect the validity of any remaining portions of this ordinance.

Section 5. That all sections or parts of sections of the Code of Municipal Ordinances, all ordinances or parts of ordinances, and all resolutions or parts of resolutions in conflict herewith, be and the same are hereby repealed to the extent of such conflict.

Section 6. This ordinance shall take effect October 1, 1997.


APPROVED AT FIRST READING THIS 15TH DAY OF SEPTEMBER, 1997.

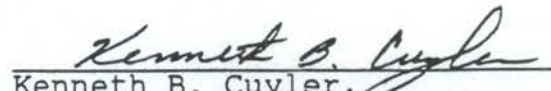
PASSED AND ADOPTED AT SECOND READING AND PUBLIC HEARING IN OPEN AND SPECIAL SESSION OF THE CITY COUNCIL OF THE CITY OF NAPLES, FLORIDA THIS 29TH DAY OF SEPTEMBER, 1997.

  
Bill Barnett, Mayor


Attest:

Approved as to form and legality:

  
Tara A. Norman,  
City Clerk  
M:\REF\COUNCIL\ORD\97-8089

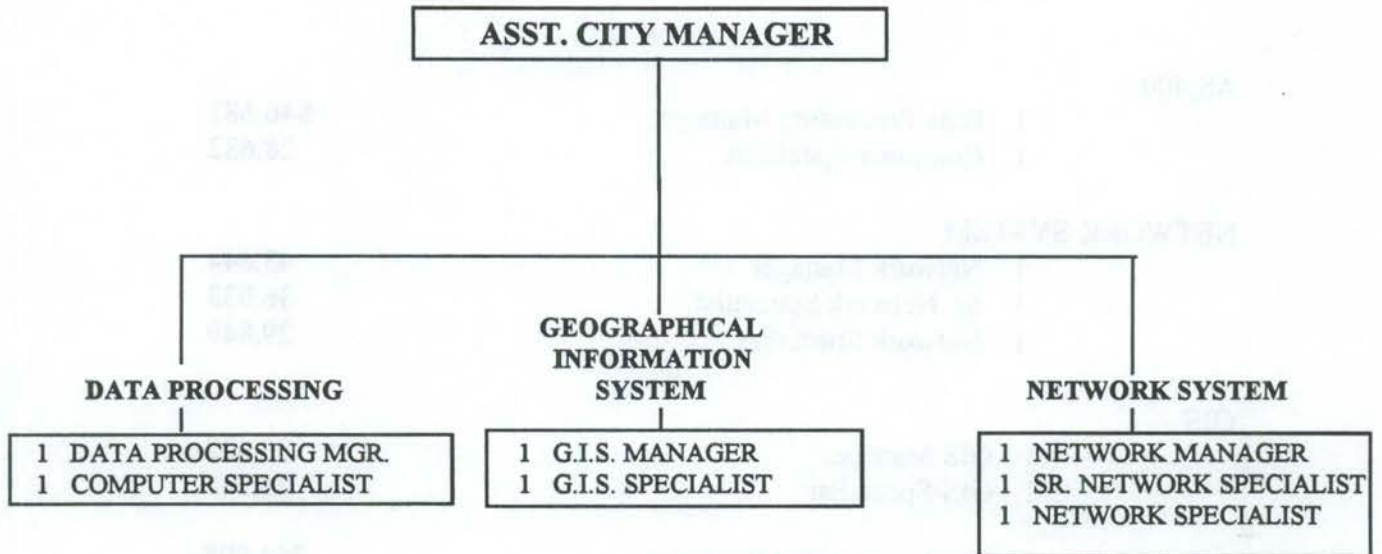
  
Kenneth B. Cuyler,  
City Attorney

I hereby certify that the above and foregoing is a true and correct copy of records appearing in the files of the City Clerk's Office, City of Naples, Florida.

  
Title City Clerk



## INFORMATION SERVICES



### AUTHORIZED PERSONNEL:

	1997 BASE BUDGET	1997 REVISED BUDGET	1998 DEPT REQUEST	1998 APPROVED BUDGET
INFORMATION SERVICES	7	7	7	7

# FISCAL YEAR 1998

## BUDGET DETAIL

**FUND: 520 INFORMATION SERVICES**

**# JOB TITLE**

**FY 98 APPROVED**

AS 400

1	Data Processing Manager	\$46,683
1	Computer Specialist	28,632

NETWORK SYSTEM

1	Network Manager	43,644
1	Sr. Network Specialist	36,033
1	Network Specialist	29,849

GIS

1	GIS Manager	50,422
1	GIS Specialist	29,545

7	Total Authorized Positions	264,808
---	----------------------------	---------

	Regular Salaries	264,808
	Overtime	3,000
	Employer Payroll Expenses	58,261
	General & Merit Increase	5,257

\$331,326

**FISCAL YEAR 1998  
BUDGET DETAIL  
INFORMATION SERVICES  
DEPARTMENT SUMMARY**

FUND 520

ACCOUNT DESCRIPTION	94 - 95 ACTUALS	95 - 96 ACTUALS	FY 97 ORIGINAL BUDGET	FY 97 - 98 APPROVED	PERCENT CHANGE FY 97- 98
<b><u>PERSONAL SERVICES</u></b>					
10-20 REGULAR SALARIES & WAGES	148,034	205,599	232,912	264,808	13.69%
10-30 OTHER SALARIES	0	1,010	0	0	0.00%
10-40 OVERTIME	5,027	137	4,500	3,000	-33.33%
25-00 OTHER FRINGE BENEFITS	27,544	1,589	0	0	0.00%
25-01 FICA	0	14,897	17,818	20,089	12.75%
25-03 RETIREMENT CONTRIBUTIONS	0	6,989	13,693	11,004	-19.64%
25-04 LIFE/HEALTH INSURANCE	0	18,765	25,474	27,168	6.65%
29-00 GENERAL & MERIT INC.	0	0	7,952	5,257	-33.89%
<b>TOTAL PERSONAL SERVICES</b>	<b>180,605</b>	<b>248,986</b>	<b>302,349</b>	<b>331,326</b>	<b>9.58%</b>
<b><u>OPERATING EXPENSES</u></b>					
30-00 OPERATING EXPENDITURES	1,685	9,579	10,000	22,668	126.68%
31-01 PROFESSIONAL SERVICES	3,900	9,222	25,000	22,790	-8.84%
40-01 TRAVEL	124	906	4,432	4,422	-0.23%
40-02 SCHOOL AND TRAINING	605	7,203	7,100	7,275	2.46%
41-00 COMMUNICATIONS	4,916	5,454	2,900	4,750	63.79%
41-01 TELEPHONE	0	2,178	700	1,900	171.43%
41-02 FAX & MODEMS	0	247	3,500	5,850	67.14%
45-22 SELF INS. PROPERTY DAMAGE	0	0	0	5,700	100.00%
46-00 REPAIR AND MAINTENANCE	22,369	68,505	7,600	12,600	65.79%
46-16 HARDWARE MAINTENANCE	0	32	37,015	37,997	2.65%
46-17 SOFTWARE MAINTENANCE	0	0	83,975	117,493	39.91%
47-00 PRINTING AND BINDING	0	4,156	6,000	6,000	0.00%
47-06 DUPLICATING	6	193	565	425	-24.78%
51-00 OFFICE SUPPLIES	771	643	1,000	1,050	5.00%
52-00 OPERATING SUPPLIES	12,033	18,881	30,480	23,180	-23.95%
54-00 BOOKS, PUBS, SUBS, MEMBS	1,015	1,308	1,575	1,575	0.00%
59-00 DEPRECIATION	27,375	24,778	0	0	0.00%
<b>TOTAL OPERATING EXPENSES</b>	<b>74,799</b>	<b>153,285</b>	<b>221,842</b>	<b>275,675</b>	<b>24.27%</b>
<b>TOTAL EXPENSES</b>	<b>\$255,404</b>	<b>\$402,271</b>	<b>\$524,191</b>	<b>\$607,001</b>	<b>15.80%</b>



**FISCAL YEAR 1998  
BUDGET DETAIL  
INFORMATION SERVICES  
AS400**

520-0709-590

ACCOUNT DESCRIPTION		94 - 95	95 - 96	FY 97	FY 97 - 98	PERCENT
		ACTUALS	ACTUALS	ORIGINAL BUDGET	APPROVED	CHANGE FY 97- 98
<b><u>PERSONAL SERVICES</u></b>						
10-20	REGULAR SALARIES & WAGES	148,034	69,208	66,403	75,315	13.42%
10-30	OTHER SALARIES	0	668	0	0	0.00%
10-40	OVERTIME	5,027	106	1,500	0	-100.00%
25-00	OTHER FRINGE BENEFITS	27,544	620	0	0	0.00%
25-01	FICA	0	4,851	5,080	5,538	9.02%
25-03	RETIREMENT CONTRIBUTIONS	0	2,493	3,652	3,111	-14.81%
25-04	LIFE/HEALTH INSURANCE	0	8,364	9,089	9,570	5.29%
29-00	GENERAL & MERIT INC.	0	0	2,348	1,499	-36.16%
<b>TOTAL PERSONAL SERVICES</b>		<b>180,605</b>	<b>86,310</b>	<b>88,072</b>	<b>95,033</b>	<b>7.90%</b>
<b><u>OPERATING EXPENSES</u></b>						
30-00	OPERATING EXPENDITURES	1,685	0	0	14,968	100.00%
31-01	PROFESSIONAL SERVICES	3,900	0	0	0	0.00%
40-01	TRAVEL	124	301	1,532	1,522	-0.65%
40-02	SCHOOL AND TRAINING	605	0	300	475	58.33%
41-00	COMMUNICATIONS	4,916	4,240	0	0	0.00%
41-01	TELEPHONE	0	0	700	1,000	42.86%
41-02	FAX & MODEMS	0	0	3,500	5,500	57.14%
46-00	REPAIR AND MAINTENANCE	22,369	57,599	0	0	0.00%
46-16	HARDWARE MAINTENANCE	0	32	13,265	10,497	-20.87%
46-17	SOFTWARE MAINTENANCE	0	0	33,981	62,493	83.91%
47-06	DUPLICATING	6	4	25	25	0.00%
51-00	OFFICE SUPPLIES	771	108	50	100	100.00%
52-00	OPERATING SUPPLIES	12,033	12,374	17,830	15,830	-11.22%
54-00	BOOKS, PUBS, SUBS, MEMBS	1,015	99	125	125	0.00%
59-00	DEPRECIATION	27,375	24,778	0	0	0.00%
<b>TOTAL OPERATING EXPENSES</b>		<b>74,799</b>	<b>99,535</b>	<b>71,308</b>	<b>112,535</b>	<b>57.82%</b>
<b>TOTAL EXPENSES</b>		<b>\$255,404</b>	<b>\$185,845</b>	<b>\$159,380</b>	<b>\$207,568</b>	<b>30.23%</b>

**FISCAL YEAR 1998  
BUDGET DETAIL  
INFORMATION SERVICES  
NETWORK SERVICES**

520-0710-590

ACCOUNT DESCRIPTION		94 - 95	95 - 96	FY 97	FY 97 - 98	PERCENT
		ACTUALS	ACTUALS	ORIGINAL BUDGET	APPROVED	CHANGE FY 97- 98
<b><u>PERSONAL SERVICES</u></b>						
10-20	REGULAR SALARIES & WAGES	0	69,781	91,443	109,526	19.78%
10-40	OVERTIME	0	31	3,000	3,000	0.00%
25-00	OTHER FRINGE BENEFITS	0	416	0	0	0.00%
25-01	FICA	0	5,048	6,996	8,409	20.20%
25-03	RETIREMENT CONTRIBUTIONS	0	2,007	5,913	4,581	-22.53%
25-04	LIFE/HEALTH INSURANCE	0	5,358	10,029	9,101	-9.25%
29-00	GENERAL & MERIT INC.	0	0	2,952	2,173	-26.39%
<b>TOTAL PERSONAL SERVICES</b>		<b>0</b>	<b>82,641</b>	<b>120,333</b>	<b>136,790</b>	<b>13.68%</b>
<b><u>OPERATING EXPENSES</u></b>						
30-00	OPERATING EXPENDITURES	0	7,711	8,000	5,700	-28.75%
31-01	PROFESSIONAL SERVICES	0	9,222	25,000	22,790	-8.84%
40-01	TRAVEL	0	405	1,300	1,300	0.00%
40-02	SCHOOL AND TRAINING	0	5,116	5,000	5,000	0.00%
41-00	COMMUNICATIONS	0	618	0	1,550	100.00%
41-01	TELEPHONE	0	1,157	0	900	100.00%
41-02	FAX & MODEMS	0	109	0	350	100.00%
45-22	SELF INS. PROPERTY DAMAGE	0	0	0	5,700	100.00%
46-00	REPAIR AND MAINTENANCE	0	3,378	0	0	0.00%
46-16	HARDWARE MAINTENANCE	0	0	23,750	27,500	15.79%
46-17	SOFTWARE MAINTENANCE	0	0	49,994	55,000	10.01%
47-06	DUPLICATING	0	10	240	100	-58.33%
51-00	OFFICE SUPPLIES	0	390	500	500	0.00%
54-00	BOOKS, PUBS, SUBS, MEMBS	0	622	700	700	0.00%
<b>TOTAL OPERATING EXPENSES</b>		<b>0</b>	<b>28,738</b>	<b>114,484</b>	<b>127,090</b>	<b>11.01%</b>
<b>TOTAL EXPENSES</b>		<b>\$0</b>	<b>\$111,379</b>	<b>\$234,817</b>	<b>\$263,880</b>	<b>12.38%</b>



**FISCAL YEAR 1998  
BUDGET DETAIL  
INFORMATION SERVICES  
GIS**

520-0711-590

ACCOUNT DESCRIPTION		94 - 95 ACTUALS	95 - 96 ACTUALS	FY 97 ORIGINAL BUDGET	FY 97- 98 APPROVED	PERCENT CHANGE FY 97- 98
<b><u>PERSONAL SERVICES</u></b>						
10-20	REGULAR SALARIES & WAGES	0	66,610	75,066	79,967	6.53%
10-30	OTHER SALARIES	0	342	0	0	0.00%
25-00	OTHER FRINGE BENEFITS	0	553	0	0	0.00%
25-01	FICA	0	4,998	5,742	6,142	6.97%
25-03	RETIREMENT CONTRIBUTIONS	0	2,489	4,128	3,312	-19.77%
25-04	LIFE/HEALTH INSURANCE	0	5,043	6,356	8,497	33.68%
29-00	GENERAL & MERIT INC.	0	0	2,652	1,585	-40.23%
<b>TOTAL PERSONAL SERVICES</b>		<b>0</b>	<b>80,035</b>	<b>93,944</b>	<b>99,503</b>	<b>5.92%</b>
<b><u>OPERATING EXPENSES</u></b>						
30-00	OPERATING EXPENDITURES	0	1,868	2,000	2,000	0.00%
40-01	TRAVEL	0	200	1,600	1,600	0.00%
40-02	SCHOOL AND TRAINING	0	2,087	1,800	1,800	0.00%
41-00	COMMUNICATIONS	0	596	2,900	3,200	10.34%
41-01	TELEPHONE	0	1,021	0	0	0.00%
41-02	FAX & MODEMS	0	138	0	0	0.00%
46-00	REPAIR AND MAINTENANCE	0	7,528	7,600	12,600	65.79%
47-00	PRINTING AND BINDING	0	4,156	6,000	6,000	0.00%
47-06	DUPLICATING	0	179	300	300	0.00%
51-00	OFFICE SUPPLIES	0	145	450	450	0.00%
52-00	OPERATING SUPPLIES	0	6,507	12,650	7,350	-41.90%
54-00	BOOKS, PUBS, SUBS, MEMBS	0	587	750	750	0.00%
<b>TOTAL OPERATING EXPENSES</b>		<b>0</b>	<b>25,012</b>	<b>36,050</b>	<b>36,050</b>	<b>0.00%</b>
<b>TOTAL EXPENSES</b>		<b>\$0</b>	<b>\$105,047</b>	<b>\$129,994</b>	<b>\$135,553</b>	<b>4.28%</b>



***EQUIPMENT***

***SERVICES***

***FUND***

**FISCAL YEAR 1998**  
**EQUIPMENT SERVICES FUND**

**SUMMARY**

**ADD: BUDGETED REVENUES:**

Transfer - Solid Waste Fund	\$435,810	
Transfer - General Fund	544,680	
Transfer - Water & Sewer Fund	185,840	
Transfer - Streets Fund	24,000	
Transfer - Beach Parking	14,500	
Transfer - Equipment Services	5,000	
Transfer - Storm Drainage	17,700	
Collier County - EMS Fuel Sales	<u>31,660</u>	
		\$1,259,190

**LESS: BUDGETED EXPENDITURES:**

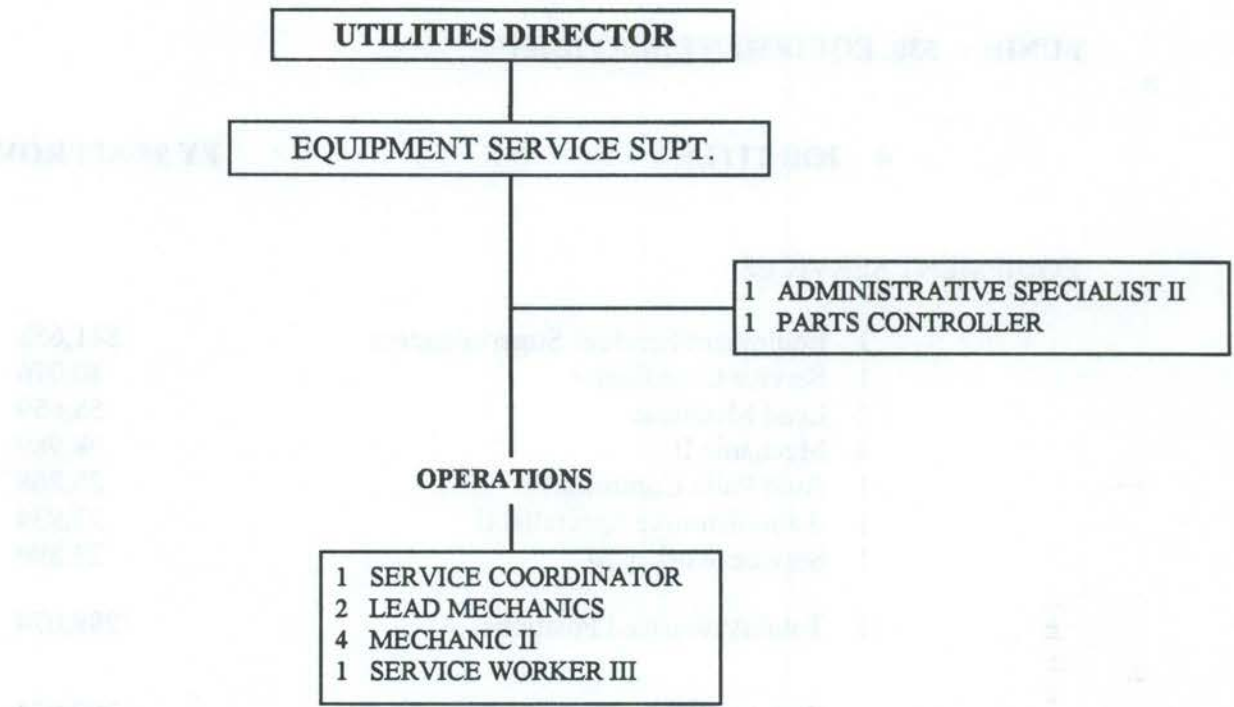
Personal Services	\$394,651	
Operations & Maintenance	760,930	
Transfer - Self-Insurance	8,700	
Transfer - Reimbursed Admin.	88,700	
Contingency	<u>6,209</u>	
		<u>\$1,259,190</u>

**BUDGETED CASH FLOW**

\$-0-

---

---

**EQUIPMENT SERVICE****AUTHORIZED PERSONNEL:**

	1997 BASE BUDGET	1997 REVISED BUDGET	1998 DEPT REQUEST	1998 APPROVED BUDGET
EQUIPMENT SERVICES	11	11	11	11



# FISCAL YEAR 1998

## BUDGET DETAIL

### FUND: 530 EQUIPMENT SERVICES

#	JOB TITLE	FY 98 APPROVED
---	-----------	----------------

#### EQUIPMENT SERVICES

1	Equipment Services Superintendent	\$41,658
1	Service Coordinator	30,076
2	Lead Mechanic	55,659
4	Mechanic II	98,989
1	Auto Parts Controller	25,868
1	Administrative Specialist II	22,934
1	Service Worker III	23,890
11	Total Authorized Positions	299,074

Regular Salaries	299,074
Overtime	10,000
Employer Payroll Expenses	79,665
General & Merit Increase	5,912
	<u>\$394,651</u>

**FISCAL YEAR 1998  
BUDGET DETAIL  
EQUIPMENT SERVICES**

530-1326-590

ACCOUNT DESCRIPTION	94 - 95 ACTUALS	95 - 96 ACTUALS	FY 97 ORIGINAL BUDGET	FY 97 - 98 APPROVED	PERCENT CHANGE FY 97 - 98
<b><u>PERSONAL SERVICES</u></b>					
10-20 REGULAR SALARIES & WAGES	267,196	274,934	279,018	299,074	7.19%
10-30 OTHER SALARIES	1,827	6,442	0	0	0.00%
10-40 OVERTIME	9,965	11,513	10,500	10,000	-4.76%
25-00 OTHER FRINGE BENEFITS	62,928	2,913	0	0	0.00%
25-01 FICA	0	20,672	21,345	22,074	3.42%
25-03 RETIREMENT CONTRIBUTIONS	0	9,486	14,702	11,968	-18.60%
25-04 LIFE/HEALTH INSURANCE	0	38,903	41,700	45,623	9.41%
29-00 GENERAL & MERIT INC.	0	0	9,102	5,912	-35.05%
<b>TOTAL PERSONAL SERVICES</b>	<b>341,916</b>	<b>364,863</b>	<b>376,367</b>	<b>394,651</b>	<b>4.86%</b>
<b><u>OPERATING EXPENSES</u></b>					
30-00 OPERATING EXPENDITURES	6,454	8,927	3,993	5,000	25.22%
30-01 CITY ADMINISTRATION	58,200	61,200	0	88,700	100.00%
30-07 SMALL TOOLS	0	0	2,100	2,100	0.00%
31-01 PROFESSIONAL SERVICES	1,774	0	0	0	0.00%
31-04 OTHER CONTRACTUAL SERVI	1,815	3,940	4,200	4,400	4.76%
40-00 TRAVEL AND PER DIEM	55	0	0	0	0.00%
40-01 TRAVEL	606	742	200	400	100.00%
40-02 SCHOOL AND TRAINING	1,926	2,539	2,800	2,600	-7.14%
40-03 SAFETY	171	87	0	0	0.00%
40-04 SAFETY PROGRAMS	0	74	200	100	-50.00%
41-00 COMMUNICATIONS	4,445	4,566	4,000	0	-100.00%
41-01 TELEPHONE	218	0	0	4,000	100.00%
41-03 RADIO & PAGER	180	131	200	180	-10.00%
42-01 VEHICLES & EQUIPMENT	13,581	0	0	0	0.00%
42-02 POSTAGE & FREIGHT	24	99	100	50	-50.00%
42-10 EQUIP. SERVICES - REPAIRS	0	7,859	3,788	3,500	-7.60%
42-11 EQUIP. SERVICES - FUEL	0	4,146	2,212	1,500	-32.19%
43-00 UTILITY SERVICES	18,175	21,853	20,000	0	-100.00%
43-01 ELECTRICITY	0	0	0	20,000	100.00%
43-02 WATER, SEWER, GARBAGE	738	-23	6,000	7,200	20.00%
44-00 RENTALS & LEASES	3,221	3,671	3,300	3,300	0.00%
45-22 SELF INS. PROPERTY DAMAG	29,680	29,680	0	8,700	100.00%
46-00 REPAIR AND MAINTENANCE	3,153	4,870	5,000	5,000	0.00%
46-02 BUILDINGS & GROUND MAINT.	3,032	1,797	0	0	0.00%
46-03 EQUIP. MAINT. CONTRACTS	0	0	1,800	1,500	-16.67%
46-10 SUBLET REPAIRS	113,546	110,867	65,000	110,000	69.23%
47-00 PRINTING AND BINDING	59	0	0	0	0.00%
49-08 HAZARDOUS WASTE DISPOSA	0	1,494	1,500	1,500	0.00%
51-00 OFFICE SUPPLIES	593	530	500	500	0.00%
51-01 STATIONARY	637	475	500	500	0.00%
51-02 OTHER OFFICE SUPPLIES	0	260	0	0	0.00%
52-00 OPERATING SUPPLIES	263,230	89,290	166,000	200,000	20.48%

**FISCAL YEAR 1998  
BUDGET DETAIL  
EQUIPMENT SERVICES  
CONTINUED**

530-1326-590				FY 97		PERCENT
ACCOUNT DESCRIPTION		94 - 95	95 - 96	ORIGINAL	FY 97 - 98	CHANGE
		ACTUALS	ACTUALS	BUDGET	APPROVED	FY 97- 98
52-02	FUEL	177,353	198,791	200,000	257,000	28.50%
52-03	OIL & LUBE	11,053	7,916	10,000	10,000	0.00%
52-04	BATTERIES	9,905	5,264	6,000	5,500	-8.33%
52-06	TIRES	113,653	122,560	80,000	100,000	25.00%
52-07	UNIFORMS	3,279	4,093	3,600	3,100	-13.89%
52-08	SHOP SUPPLIES	14,367	25,372	11,500	10,000	-13.04%
52-09	OTHER CLOTHING	800	1,000	1,000	1,000	0.00%
52-10	JANITORIAL SUPPLIES	6	0	200	0	-100.00%
54-01	MEMBERSHIPS	1,047	935	1,000	1,000	0.00%
59-00	DEPRECIATION	11,006	11,385	0	0	0.00%
<b>TOTAL OPERATING EXPENSES</b>		<b>867,982</b>	<b>736,390</b>	<b>606,693</b>	<b>858,330</b>	<b>41.48%</b>
<b><u>NON-OPERATING EXPENSES</u></b>						
91-00	TRANSFERS OUT	0	0	95,400	0	-100.00%
99-00	CONTINGENCY	0	0	22,480	6,209	-72.38%
<b>TOTAL NON-OPERATING EXPENSES</b>		<b>0</b>	<b>0</b>	<b>117,880</b>	<b>6,209</b>	<b>-94.73%</b>
<b>TOTAL EXPENSES</b>		<b>\$1,209,898</b>	<b>\$1,101,253</b>	<b>\$1,100,940</b>	<b>\$1,259,190</b>	<b>14.37%</b>



***RISK***

***MANAGEMENT***

***FUND***

**FISCAL YEAR 1998**  
**RISK MANAGEMENT FUND**  
**SUMMARY**

<b>BEGINNING BALANCE - UNRESTRICTED RESERVES</b>		<b>\$41,600</b>
<b>ADD: BUDGETED REVENUES:</b>		
Transfer - General Fund	\$691,500	
Transfer - Water/Sewer	256,050	
Transfer - Solid Waste	139,350	
Transfer - Beach Fund	38,700	
Transfer - City Dock	18,100	
Transfer - Streets Fund	89,400	
Transfer - Equipment Service	8,700	
Transfer - Stormwater	5,700	
Transfer - Information Services	<u>5,700</u>	
		<u>\$1,253,200</u>
<b>TOTAL AVAILABLE RESOURCES:</b>		<b>\$1,294,800</b>
<b>LESS: BUDGETED EXPENDITURES:</b>		
Premiums - Excess Insurance	\$603,200	
Claims Management Services	59,900	
Professional Services	20,000	
Personal Services	19,168	
Loss Pool	500,000	
Transfer - Administration	<u>41,500</u>	
		<u>\$1,243,768</u>
<b>BUDGETED CASH FLOW</b>		<b>9,432</b>
<b>ENDING BALANCE - UNRESTRICTED RESERVES</b>		<b><u>\$51,032</u></b>

**FISCAL YEAR 1998  
BUDGET DETAIL  
RISK MANAGEMENT FUND**

500-7171-519

ACCOUNT DESCRIPTION		94 - 95	95 - 96	FY 97	FY 97 - 98	PERCENT
		ACTUALS	ACTUALS	ORIGINAL BUDGET	APPROVED	CHANGE FY 97- 98
<b><u>PERSONAL SERVICES</u></b>						
10-20	REGULAR SALARIES & WAGES	0	0	0	15,457	100.00%
25-01	FICA	0	0	0	1,182	100.00%
25-04	LIFE/HEALTH INSURANCE	0	0	0	2,257	100.00%
29-00	GENERAL & MERIT INC.	0	0	0	272	100.00%
<b>TOTAL PERSONAL SERVICES</b>		<b>0</b>	<b>0</b>	<b>0</b>	<b>19,168</b>	<b>100.00%</b>
<b><u>OPERATING EXPENSES</u></b>						
30-01	CITY ADMINISTRATION	25,600	26,900	28,200	41,500	47.16%
31-01	PROFESSIONAL SERVICES	0	0	0	20,000	100.00%
31-03	CIVIL RIGHTS ATTORNEY	0	27,803	0	0	0.00%
31-05	FIXED COSTS	0	0	0	59,900	100.00%
45-00	INSURANCE	537,154	611,221	630,000	603,200	-4.25%
45-01	UNEMPLOYMENT COMPENSATION	0	18,672	0	0	0.00%
45-10	W/C STATE ASSESSMENTS	43,707	45,274	0	0	0.00%
45-11	W/C CURRENT YEAR	287,698	404,778	0	0	0.00%
45-20	GEN. LIABILTY & BUS PKG	111,181	99,487	0	0	0.00%
45-21	AUTO COLLISION	32,131	99,743	0	0	0.00%
45-22	SELF INS. PROPERTY DAMAGE	(12,368)	(87,373)	0	0	0.00%
47-06	DUPLICATING	43	4	0	0	0.00%
49-00	OTHER CURRENT CHARGES	0	3,264	400,000	500,000	25.00%
<b>TOTAL OPERATING EXPENSES</b>		<b>1,025,146</b>	<b>1,249,773</b>	<b>1,058,200</b>	<b>1,224,600</b>	<b>15.72%</b>
<b><u>NON-OPERATING EXPENSES</u></b>						
91-00	TRANSFERS OUT	23,147	0	0	0	0.00%
<b>TOTAL NON-OPERATING EXPENSES</b>		<b>23,147</b>	<b>0</b>	<b>0</b>	<b>0</b>	<b>0.00%</b>
<b>TOTAL EXPENSES</b>		<b>\$1,048,293</b>	<b>\$1,249,773</b>	<b>\$1,058,200</b>	<b>\$1,243,768</b>	<b>17.54%</b>



FISCAL YEAR 1998  
BUDGET DETAIL  
RISK MANAGEMENT FUND

ACCOUNT DESCRIPTION	94 - 95 ACTUALS	95 - 96 ACTUALS	FY 97 ORIGINAL BUDGET	FY 97 - 98 APPROVED	PERCENT CHANGE FY 97 - 98
<b>PERSONNEL SERVICES</b>					
12-00 TROOP SALARIES & WAGES	0	0	0	12,452	100.0%
12-01 FICA	0	0	0	7,182	100.0%
12-04 UNEMPLOYMENT COMPENSATION	0	0	0	12,522	100.0%
12-05 GENERAL & MEAL INC	0	0	0	720	100.0%
<b>TOTAL PERSONNEL SERVICES</b>	<b>0</b>	<b>0</b>	<b>0</b>	<b>19,954</b>	<b>100.0%</b>
<b>OPERATING EXPENSES</b>					
21-01 CITY ADMINISTRATION	2,850	2,850	28,200	40,950	45.7%
21-02 POLICE SPECIAL SERVICES	0	0	0	2,400	100.0%
21-03 CIVIL RIGHTS ATTORNEY	0	0	0	0	0.0%
21-04 TRAVEL COSTS	0	0	0	6,625	100.0%
21-05 RENTALS	2,154	2,154	20,000	20,700	4.5%
21-06 TRAVEL - GOVERNMENT COMPENSATION	0	0	0	0	0.0%
21-07 UNEMPLOYMENT COMPENSATION	4,727	4,727	4,727	0	0.0%
21-08 UNEMPLOYMENT COMPENSATION	2,675	2,675	2,675	0	0.0%
21-09 UNEMPLOYMENT COMPENSATION	2,154	2,154	2,154	0	0.0%
21-10 UNEMPLOYMENT COMPENSATION	0	0	0	0	0.0%
21-11 UNEMPLOYMENT COMPENSATION	0	0	0	0	0.0%
21-12 UNEMPLOYMENT COMPENSATION	0	0	0	0	0.0%
21-13 UNEMPLOYMENT COMPENSATION	0	0	0	0	0.0%
21-14 UNEMPLOYMENT COMPENSATION	0	0	0	0	0.0%
21-15 UNEMPLOYMENT COMPENSATION	0	0	0	0	0.0%
21-16 UNEMPLOYMENT COMPENSATION	0	0	0	0	0.0%
21-17 UNEMPLOYMENT COMPENSATION	0	0	0	0	0.0%
21-18 UNEMPLOYMENT COMPENSATION	0	0	0	0	0.0%
21-19 UNEMPLOYMENT COMPENSATION	0	0	0	0	0.0%
21-20 UNEMPLOYMENT COMPENSATION	0	0	0	0	0.0%
<b>TOTAL OPERATING EXPENSES</b>	<b>1,002,147</b>	<b>1,246,727</b>	<b>1,002,147</b>	<b>1,224,654</b>	<b>21.4%</b>
<b>NON-OPERATING EXPENSES</b>					
21-21 TRANSFER OUT	0	0	0	0	0.0%
<b>TOTAL NON-OPERATING EXPENSES</b>	<b>0</b>	<b>0</b>	<b>0</b>	<b>0</b>	<b>0.0%</b>
<b>TOTAL EXPENSES</b>	<b>1,002,147</b>	<b>1,246,727</b>	<b>1,002,147</b>	<b>1,224,654</b>	<b>21.4%</b>

**HEALTH**

**BENEFITS**

**FUND**

**FISCAL YEAR 1998**

**HEALTH BENEFITS FUND**

**SUMMARY**

<b>BEGINNING BALANCE - UNRESTRICTED RESERVES</b>		<b>\$842,000</b>
<b>ADD: BUDGETED REVENUES:</b>		
Single Coverage:		
424 at \$189.42/month		
City Paid	\$963,800	
Family Coverage:		
224 at \$288.26/month		
City Paid	387,400	
Employee Paid	387,400	
Dental Coverage:		
424 at 166.22/month		
City Paid	71,300	
Employee Paid	29,700	
Retiree Coverage	134,000	
COBRA Coverage	15,000	
Flexible Spending	77,000	
Earnings on Deposits	<u>33,000</u>	
		<b>\$2,098,600</b>
<b>TOTAL AVAILABLE RESOURCES:</b>		<b>\$2,940,600</b>
<b>LESS BUDGETED EXPENSES:</b>		
Excess Loss Insurance & Claims Administration	\$230,000	
Loss Pool	1,400,000	
Dental Insurance	101,000	
Prescriptions	200,000	
Flexible Spending	77,000	
Fitness Reimbursement	4,224	
Transfer - Administration	<u>78,400</u>	
		<b>\$2,090,624</b>
<b>BUDGETED CASH FLOW</b>		<b>\$7,976</b>
<b>ENDING BALANCE - UNRESTRICTED RESERVES</b>		<b><u>\$849,976</u></b>

**FISCAL YEAR 1998  
BUDGET DETAIL  
HEALTH BENEFITS FUND**

510-7173-519

ACCOUNT DESCRIPTION		94 - 95 ACTUALS	95 - 96 ACTUALS	FY 97 ORIGINAL BUDGET	FY 97 - 98 APPROVED	PERCENT CHANGE FY 97 - 98
<b><u>OPERATING EXPENSES</u></b>						
30-01	CITY ADMINISTRATION	55,400	58,200	61,100	78,400	28.31%
31-05	FIXED COSTS	244,834	187,722	225,000	225,000	0.00%
31-06	FLEX FIXED COST	5,152	2,109	5,000	5,000	0.00%
31-07	MEDICAL SERVICES	320	0	0	0	0.00%
31-08	ALLIED DENTAL DESIGN	0	0	0	101,000	100.00%
45-02	HEALTH PAID CLAIMS	991,032	1,379,731	1,400,000	1,400,000	0.00%
45-03	SCRIPT CARD EXPENSES	98,410	112,372	200,000	200,000	0.00%
45-04	ALLSCRIPT EXPENSES	71,272	60,607	0	0	0.00%
45-06	EMPLOYEE FLEX	62,986	70,186	75,000	77,000	2.67%
45-09	HEALTH REIMBURSE / FITNESS	0	25,135	0	4,224	100.00%
<b>TOTAL OPERATING EXPENSES</b>		<b>1,529,406</b>	<b>1,896,062</b>	<b>1,966,100</b>	<b>2,090,624</b>	<b>6.33%</b>
<b>HEALTH BENEFITS FUND</b>		<b>\$1,529,406</b>	<b>\$1,896,062</b>	<b>\$1,966,100</b>	<b>\$2,090,624</b>	<b>6.33%</b>



# Debt Service Schedules

# WATER & SEWER FUND


## DEBT SERVICE

CITY OF NAPLES  
WATER & SEWER FUND  
COMBINED DEBT SERVICE SCHEDULE  
(Excludes State Revolving Loan)

<u>Year Ending September 30</u>	<u>Principal</u>	<u>Interest</u>	<u>Total Requirement</u>
1998	1,540,000	1,711,928	3,251,928
1999	1,630,000	1,625,351	3,255,351
2000	1,725,000	1,531,350	3,256,350
2001	1,820,000	1,429,941	3,249,941
2002	1,930,000	1,320,760	3,250,760
2003	2,045,000	1,203,096	3,248,096
2004	2,175,000	1,076,595	3,251,595
2005	2,305,000	940,141	3,245,141
2006	2,455,000	793,130	3,248,130
2007	2,685,000	635,303	3,320,303
2008	2,850,000	463,462	3,313,462
2009	3,030,000	281,775	3,311,775
2010	1,390,000	88,613	1,478,613
Totals	\$27,580,000	\$13,101,445	\$40,681,445



**Water & Sewer Fund**  
**Combined Debt Service**  
 (\$000's omitted)



CITY OF NAPLES

WATER AND SEWER REVENUE REFUNDING BONDS - SERIES 1991  
DESCRIPTION AND BOND AMORTIZATION SCHEDULE

Type: Revenue Bonds  
Authorized and Issued: \$14,180,000  
Amount Outstanding - 9/30/ 97 \$10,960,000  
Dated: May 1, 1991  
Final Maturity: September 1, 2006  
Principal Payment: September 1  
Interest Payment: September 1, March 1  
Interest Rate: 5.00% to 6.65%  
Revenue Pledged: Net Revenues of Water & Sewer Systems

<u>Year Ending September 30</u>	<u>Principal</u>	<u>Interest</u>	<u>Total Requirement</u>
1998	1,055,000	691,493	1,746,493
1999	1,130,000	629,248	1,759,248
2000	1,205,000	561,448	1,766,448
2001	1,245,000	487,943	1,732,943
2002	1,235,000	410,753	1,645,753
2003	1,225,000	332,948	1,557,948
2004	1,215,000	254,548	1,469,548
2005	1,305,000	175,573	1,480,573
2006	1,345,000	89,443	1,434,443
Totals	\$10,960,000	\$3,633,397	\$14,593,397

CITY OF NAPLES

WATER AND SEWER REVENUE REFUNDING BONDS - SERIES 1992  
DESCRIPTION AND BOND AMORTIZATION SCHEDULE

Type: Revenue Bonds  
Authorized and Issued: \$15,425,000  
Amount Outstanding - 9/30/97 \$14,535,000  
Dated: May 1, 1991  
Final Maturity: September 1, 2010  
Principal Payment: September 1  
Interest Payment: September 1, March 1  
Interest Rate: 4.50% to 6.50%  
Revenue Pledged: Net Revenues of Water & Sewer Systems

<u>Year Ending September 30</u>	<u>Principal</u>	<u>Interest</u>	<u>Total Requirement</u>
1998	295,000	912,950	1,207,950
1999	300,000	897,168	1,197,168
2000	310,000	880,367	1,190,367
2001	360,000	862,543	1,222,543
2002	465,000	841,302	1,306,302
2003	580,000	813,403	1,393,403
2004	705,000	778,022	1,483,022
2005	735,000	734,313	1,469,313
2006	830,000	688,007	1,518,007
2007	2,685,000	635,303	3,320,303
2008	2,850,000	463,462	3,313,462
2009	3,030,000	281,775	3,311,775
2010	1,390,000	88,613	1,478,613
Totals	\$14,535,000	\$8,877,228	\$23,412,228



**FISCAL YEAR 1998  
BUDGET DETAIL  
CITY DOCK FUND**

CONTINUED

ACCOUNT DESCRIPTION	94 - 95 ACTUALS	95 - 96 ACTUALS	FY 97 ORIGINAL BUDGET	FY 97 - 98 APPROVED	PERCENT CHANGE FY 97- 98
<b><u>NON-OPERATING EXPENSES</u></b>					
60-70 VEHICLES	0	0	18,950	0	-100.00%
70-10 PRINCIPAL AND INTEREST	17,756	(664)	105,137	110,742	5.33%
70-12 INTEREST	0	25,660	0	0	0.00%
70-30 CURRENT YR BOND EXP	0	1,356	0	0	0.00%
<b>TOTAL NON-OPERATING EXPENSES</b>	<b>17,756</b>	<b>26,352</b>	<b>337,521</b>	<b>144,735</b>	<b>-57.12%</b>
<b>TOTAL EXPENSES</b>	<b>\$915,516</b>	<b>\$1,082,424</b>	<b>\$1,105,221</b>	<b>\$1,071,040</b>	<b>-3.09%</b>

# UTILITY TAX FUND


## DEBT SERVICE

CITY OF NAPLES  
UTILITY TAX FUND  
COMBINED DEBT SERVICE SCHEDULE

<u>Year Ending September 30</u>	<u>Principal</u>	<u>Interest</u>	<u>Total Requirement</u>
1998	537,130	308,927	846,057
1999	568,428	297,131	865,559
2000	760,910	271,507	1,032,417
2001	846,725	235,753	1,082,478
2002	880,034	198,656	1,078,690
2003	920,947	156,627	1,077,574
2004	961,162	111,947	1,073,109
2005	656,290	64,129	720,419
2006	183,637	31,193	214,830
2007	135,000	21,781	156,781
2008	140,000	14,863	154,863
2009	150,000	7,687	157,687
Totals	\$6,740,263	\$1,720,201	\$8,460,464



# **UTILITY TAX FUND** **Combined Debt Service** (\$000's omitted)



\* 1998 and 1999 includes Inter-fund Loans

CITY OF NAPLES

1971 IMPROVEMENT REVENUE BONDS  
DESCRIPTION AND BOND AMORTIZATION SCHEDULE

Type: Revenue Bonds  
Authorized and Issued: \$1,880,000  
Amount Outstanding - 9/30/97 \$470,000  
Dated: January 1, 1971  
Final Maturity: January 1, 2001  
Principal Payment: January 1  
Interest Payment: January 1, July 1  
Interest Rates: 5.0% to 5.6%  
Revenue Pledged: Utility Tax

<u>Year Ending September 30</u>	<u>Principal</u>	<u>Interest</u>	<u>Total Requirement</u>
1998	105,000	22,600	127,600
1999	115,000	16,440	131,440
2000	120,000	9,860	129,860
2001	130,000	3,250	133,250
Totals	\$470,000	\$52,150	\$522,150

# CITY OF NAPLES

## 1989 PUBLIC SERVICE TAX REFUNDING REVENUE BONDS DESCRIPTION AND BOND AMORTIZATION SCHEDULE

Type: Revenue Bonds  
 Authorized and Issued: \$4,600,000  
 Amount Outstanding - 9/30/ 97 \$180,000  
 Dated: September 1, 1989  
 Final Maturity: July 1, 1998  
 Principal Payment: July 1  
 Interest Payment: January 1, July 1  
 Interest Rates: 6.00% to 7.20%  
 Revenue Pledged: Utility Tax

<u>Year Ending September 30</u>	<u>Principal</u>	<u>Interest</u>	<u>Total Requirement</u>
1998	180,000	12,240	192,240
Totals	\$180,000	\$12,240	\$192,240



CITY OF NAPLES

PUBLIC SERVICE TAX REVENUE REFUNDING BONDS, SERIES 1993  
UTILITY TAX DEBT SERVICE FUND ALLOCATION  
DESCRIPTION AND BOND AMORTIZATION SCHEDULE

Type: Revenue Bonds  
Authorized and Issued: \$4,700,607  
Amount Outstanding - 9/30/97 \$3,940,263  
Dated: May 1, 1993  
Final Maturity: July 1, 2009  
Principal Payment: July 1  
Interest Payment: January 1, July 1  
Interest Rate: 2.600% to 5.125%  
Revenue Pledged: Non-Ad Valorem Revenues

<u>Year Ending September 30</u>	<u>Principal</u>	<u>Interest</u>	<u>Total Requirement</u>
1998	252,130	183,491	435,621
1999	453,428	173,406	626,834
2000	480,910	154,362	635,272
2001	491,725	133,202	624,927
2002	650,034	110,582	760,616
2003	670,947	80,031	750,978
2004	161,162	47,825	208,987
2005	171,290	39,928	211,218
2006	183,637	31,193	214,830
2007	135,000	21,781	156,781
2008	140,000	14,863	154,863
2009	150,000	7,687	157,687
Totals	\$3,940,263	\$998,351	\$4,938,614

CITY OF NAPLES

PUBLIC SERVICE TAX REVENUE REFUNDING BONDS, SERIES 1997  
UTILITY TAX DEBT SERVICE FUND ALLOCATION  
DESCRIPTION AND BOND AMORTIZATION SCHEDULE

Type: Revenue Bonds  
Authorized and Issued: \$2,150,000  
Amount Outstanding - 9/30/97 \$2,150,000  
Dated: August 27, 1997  
Final Maturity: July 1, 2005  
Principal Payment: July 1  
Interest Payment: January 1, July 1  
Interest Rate: 4.99%  
Revenue Pledged: Non-Ad Valorem Revenues

<u>Year Ending September 30</u>	<u>Principal</u>	<u>Interest</u>	<u>Total Requirement</u>
1998	0	90,596	90,596
1999	0	107,285	107,285
2000	160,000	107,285	267,285
2001	225,000	99,301	324,301
2002	230,000	88,074	318,074
2003	250,000	76,596	326,596
2004	800,000	64,122	864,122
2005	485,000	24,201	509,201
Totals	\$2,150,000	\$657,460	\$2,807,460

# OTHER FINANCING SOURCES

## DEBT SERVICE



CITY OF NAPLES

PUBLIC SERVICE TAX REVENUE REFUNDING BONDS, SERIES 1993  
EAST NAPLES BAY TAX DISTRICT ALLOCATION  
DESCRIPTION AND BOND AMORTIZATION SCHEDULE

Type: Revenue Bonds  
Authorized and Issued: \$562,582  
Amount Outstanding - 9/30/97 \$500,991  
Dated: May 1, 1993  
Final Maturity: July 1, 2006  
Principal Payment: July 1  
Interest Payment: January 1, July 1  
Interest Rate: 2.600% to 5.125%  
Revenue Pledged: Non-Ad Valorem Revenues

<u>Year Ending September 30</u>	<u>Principal</u>	<u>Interest</u>	<u>Total Requirement</u>
1998	47,933	23,430	71,363
1999	51,443	21,513	72,956
2000	55,851	19,352	75,203
2001	60,333	16,895	77,228
2002	48,050	14,120	62,170
2003	52,381	11,861	64,242
2004	52,217	9,347	61,564
2005	67,313	6,788	74,101
2006	65,470	3,355	68,825
Totals	\$500,991	\$126,661	\$627,652

CITY OF NAPLES

PUBLIC SERVICE TAX REVENUE REFUNDING BONDS, SERIES 1993  
CITY DOCK FUND ALLOCATION  
DESCRIPTION AND BOND AMORTIZATION SCHEDULE

Type: Revenue Bonds  
Authorized and Issued: \$601,811  
Amount Outstanding - 9/30/97 \$343,744  
Dated: May 1, 1993  
Final Maturity: July 1, 2006  
Principal Payment: July 1  
Interest Payment: January 1, July 1  
Interest Rate: 2.600% to 5.125%  
Revenue Pledged: Non-Ad Valorem Revenues

<u>Year Ending September 30</u>	<u>Principal</u>	<u>Interest</u>	<u>Total Requirement</u>
1998	89,937	15,405	105,342
1999	65,129	11,807	76,936
2000	28,239	9,072	37,311
2001	27,941	7,830	35,771
2002	21,916	6,544	28,460
2003	26,671	5,514	32,185
2004	26,621	4,234	30,855
2005	26,397	2,929	29,326
2006	30,893	1,583	32,476
Totals	\$343,744	\$64,918	\$408,662

CITY OF NAPLES

PUBLIC SERVICE TAX REVENUE BONDS, SERIES 1997  
TENNIS FUND ALLOCATION  
DESCRIPTION AND BOND AMORTIZATION SCHEDULE

Type: Revenue Bonds  
Authorized and Issued: \$700,000  
Amount Outstanding - 9/30/ 97 \$700,000  
Dated: August 27, 1997  
Final Maturity: July 1, 2014  
Principal Payment: July 1  
Interest Payment: January 1, July 1  
Interest Rate: 4.99%  
Revenue Pledged: Non-Ad Valorem Revenues

<u>Year Ending September 30</u>	<u>Principal</u>	<u>Interest</u>	<u>Total Requirement</u>
1998	0	29,496	29,496
1999	30,000	34,930	64,930
2000	30,000	33,433	63,433
2001	35,000	31,936	66,936
2002	35,000	30,190	65,190
2003	35,000	28,443	63,443
2004	35,000	26,696	61,696
2005	40,000	24,950	64,950
2006	40,000	22,954	62,954
2007	45,000	20,958	65,958
2008	45,000	18,713	63,713
2009	50,000	16,467	66,467
2010	50,000	13,972	63,972
2011	55,000	11,477	66,477
2012	55,000	8,732	63,732
2013	60,000	5,988	65,988
2014	60,000	2,994	62,994
Totals	\$700,000	\$362,329	\$1,062,329